

V4.51

V4.51.015 (05 May 2024)

This release contains the following fix, with its associated PRCR or CRM number in brackets, where applicable.

Fix

Web application

- IFS prompts users to reset their password if it has expired [PB_20240423_0001]

V4.51.014 (02 May 2024)

This release contains the following fix, with its associated PRCR or CRM number in brackets, where applicable.

Fix

Web application

- The domestic production report of paid transactions (DR801) now includes payments of transactions recently issued from mobile devices, based on the event's local date and time.

V4.51.013 (25 April 2024)

This release contains the following fix, with its associated PRCR or CRM number in brackets, where applicable.

Fix

Web application

- Fixed the issue of the Virtual Print Engine (VPE) failing to generate receipts and reports due to improper release of unmanaged resources [PB_20240425_0002]

V4.51.012 (25 March 2024)

This release contains the following fixes, with their associated PRCR or CRM numbers in brackets, where applicable.

Fixes

Management Console

- It is now possible to define up to 30 ranges to be included in the fee definition when adding or editing a domestic service agreement; previously, the maximum range was six [PB_

20231218_0001]

Web application

- **Notify payment to sender - before final settlement (IO104-OR)** correctly displays the proper error message when no money orders are found or if the search result exceeds the configured maximum records [PB_20230918_0004]

V4.51.011 (19 February 2024)

This release contains the following fixes, with their associated PRCR or CRM numbers in brackets, where applicable.

Fixes

Management Console

- IFS prompts the user to change their password if it has expired [TFS7667]

Services

- IFS now supports the latest Rebex third party library and SFTP algorithm [PB_20231030_0005]

Web application

- **Pay a money order (IIX09)** now stores in the database the postal payment beneficiary's title when configured as a required field in Resord/payment details [PB_20230918_0001]
- Domestic operations to issue, pay, and reimburse a money order now populates the **Country** field when loading the sender and recipient details or if the **Address** has not been configured as required in the bilateral or service agreement [PB_20231218_0004]
- Customer search and loading in emission, payment, and reimbursement operations for international and domestic now include the customer's mobile phone number in the search criteria [PB_20231218_0003]
- The validation of captured date and time for international and domestic payment and reimbursement operations now uses the Coordinated Universal Time (UTC) date and time instead of the local date and time to compare with other dates and times [PB_20231208_0001]
- The generation of **Accounting reports (RP*02)** now correctly generates the selected type of report: debit or credit [PB_20240216_0003]
- The generation of **Volume reports (RPx03)** now takes into account the selected category [PB_20230918_0003]

V4.51.010 (05 February 2024)

This release contains the following fix, with its associated PRCR or CRM number in brackets, where applicable.

Fix

Management Console

- IFS now stores properly customer fees for outgoing bilateral agreements using currencies without decimal precision (e.g. XAF, XOF) [PB_20240111_0001]

V4.51.009 (29 November 2023)

This release contains the following fix, with its associated PRCR or CRM number in brackets, where applicable.

Fix

Services

- The SMS sending task service now supports the TLS 1.2 protocol [PB_20231124_0001]

V4.51.008 (25 September 2023)

This release contains the following fixes, with their associated PRCR or CRM numbers in brackets, where applicable.

Fixes

Web application

- The focus is now on the main feature control by default and no longer on the logout button [PB_20230821_0002]
- The **Create new international money order (IO*02)** functions no longer reset the office for payment value when calculating customer fees [PB_20230821_0002]
- The **Declare delay or impossibility of payment (II*11)** functions now enable the correct reasons according to the selected measure [PB_20230824_0002]

V4.51.007 (10 August 2023)

This release contains the following fix, with its associated PRCR or CRM number in brackets, where applicable.

Fix

Services

- The certificate synchronization now correctly downloads the renewed certificate [PB_20230711_0001]

V4.51.006 (19 July 2023)

This release contains the following fix, with its associated PRCR or CRM number in brackets, where applicable.

Fix

Web application

- When starting IFS Web, IFS now uses the dictionary to cache the "FunctionTree.xml" (this loads the functions tree menu) instead of CacheMgt [IN_20230712_0007, TFS7404]

V4.51.005 (18 July 2023)

This release contains the following fix, with its associated PRCR or CRM number in brackets, where applicable.

Fix

Web application

- When the functions tree menu is loaded, IFS updates the log event details [TFS7403]

V4.51.004 (23 June 2023)

This release contains the following fix, with its associated PRCR or CRM number in brackets, where applicable.

Fix

Web application

- Fixed the issue of the functions tree menu being hidden [RFS_20230531_0040]

V4.51.003 (30 August 2022)

This release contains the following fixes, with their associated PRCR or CRM numbers in brackets, where applicable.

Fixes

General

- Ability to fix CRC validation of certain tables [IN_20220207_0004]
- CRC validation now accepts differences in records of up to 60 seconds to avoid detecting incorrect CRC errors and incorrectly prevent users from changing their passwords (IN_20220308_0010)

Web application

- Implemented a change to prevent hiding the functions tree menu [IN_20220427_0017]
- Accessing the Web interface with the wrong certificate now displays a specific clear error message [IN_20220426_0016]
- Updated the UPU contact information [TFS6988]
- The bilateral agreement cache is now automatically refreshed [TFS7000]

V4.51.002 (26 August 2021)

This release contains the following fixes, with their associated PRCR or CRM numbers in brackets, where applicable.

Fixes

Services

- The import and export of domestic orders now include the SMS status and are successful [IN_20210611_0006]

Web application

- The **Create New Domestic Money Order (DO802)** function no longer wrongly enforces mobile phone capture for OT Fixed Sender Service Agreement [IN_20210611_0008]

V4.51.001 (17 May 2021)

The enhancements and fixes listed here are shown with their associated PRCR or CRM numbers in brackets, where applicable.

Enhancements

Web Application

- The Web user interface now reflects the local date and time of the operator in date time fields [TFS6004]

Web Services

- Implemented new required parameters **ProductCode** and **ProductType** for the retrieval of domestic and international money orders [TFS6257]
- Updated the documentation to the latest version [TFS5916]
- The **SetCustomer** API now correctly updates customer details [TFS6142]

Fixes

General

- Fixed the differences between the new and migrated databases [TFS6272]

Management Console

- IFS now loads properly the English terms and labels in the user interface. The previous issue encountered with the terms not showing properly has been resolved [TFS6011]
- Serbian localized strings are now loaded properly in the user interface [TFS6013]
- When using the **Maintain domestic service agreements (CF618)** function, the **Bank Address** and **Address** fields are now retrieved when set as required fields [TFS5139]

IFS Mobile

- It is now possible for users to log in with custom encryption [TFS5846]
- When reopening the IFS Mobile application, a message that prompts the user to upgrade is displayed [TFS6226]

Web application

- The **Domestic Accounting reports (DR804)** now takes into account the selection of service agreement to generate the report [TFS6299]
- The **Domestic Accounting reports (DR804)** credit debit report and global reports now list reimbursement transactions [TFS6300]
- The **Domestic Accounting reports (DR804)** now support automatic report generation for the defined global parameter 123 [TFS6286]
- The **Domestic Accounting reports (DR804)** now adheres to the selected date range [TFS6283]
- The **Create New Domestic Money Order (DO802)** function now enforces the required **Identity document** field [TFS6294]
- The following functions are now loaded according to the correct user language [TFS5994, TFS5997, TFS5996]
 - Administration and configuration
 - Maintain password settings

- Change password
- Manage companies

V4.51, Build 000 (20 November 2020)

The enhancements listed here are shown with their associated PRCR or CRM numbers in brackets, where applicable.

Enhancements

IFS 4.51 contains a full revision of IFS user interface in Spanish and Portuguese

IFS Mobile

- IFS Mobile now supports Android 9.0 (API level 28) and Android 10.0 (API level 29)

Web Services

- Enhanced the integration of IFS with external systems by implementing two new Web Service operations to retrieve a list of international/domestic postal payments for a specified time period and criteria. The IFS audit trail keeps track of calls to the new operations the same way as other IFS API. The operations consist of the:
 - **GetInternationalOrderByCriteria** - can be used by the external system to retrieve any but not limited to the following international postal payments:
 - a. paid during a period
 - b. pending reimbursement
 - c. pending payment
 - **GetDomesticOrderByCriteria** - can be used by the external system to retrieve any but not limited to the following domestic postal payments:
 - a. paid during a period
 - b. pending reimbursement
 - c. pending payment
- To manage the process of retrieving a list of international/domestic postal payments, two global parameters have been added to the database:
 - Parameter code **121**: Maximum period (in days) to retrieve postal payments
 - Parameter code **122**: Maximum number of retrieved postal payments

Setup

- The IFS setup now requires a server certificate for the Web and API components as a prerequisite, which is obtained from the PTC Enrollment tool; the setup deploys components configured with the available server certificates afterward

Fixes

Database

- Resolved the database schema and data differences between an IFS 4.50 installation and an IFS 4.50 service pack installation over an existing IFS 4.15 version [CRM100393]

IFS Cloud

- Exporting manifest in the IFS Management Console now works properly [CRM98697]
- IFS now reflects the local workstation's date and time in the postal payment details [CRM104044]

IFS Mobile and Web application

- When paying out an international/domestic postal payment, IFS may require the secret code depending on the terms in the bilateral/service agreement

Management Console

- Fixed the error encountered when archiving report data in IFS and PPSC. Archiving reports now works successfully [CRM99168]

Setup

- Resolved the errors encountered when installing IFS 4.50 on Windows Server 2016 [CRM98834]
- When running the IFS 4.50 setup, the public URL in the Web server certificate common name is now used by the soap settings file for the IFS Mobile settings; the previous issue of the soap settings file pointing to a different URL has been rectified [CRM98822, CRM100731]
- The IFS 4.50 setup now contains the rooted APK of IFS Mobile [CRM98821]

Web Services

- **GetDomesticOrders** operation now correctly returns Agency detail when available for the sender, recipient, payment or reimbursement beneficiary
- **GetDomesticOrders** operation now supports the search for postal payments using their service agreement code without specifying a postal payment identifier

PTC Enroll Mobile version 2.1

Build 000 (11 June 2020)

This version is compatible with the IFS 4.51 release. This version supports Android 9.0 (API level 28) and Android 10.0 (API level 29).

The enhancements listed here are shown with their associated PRCR or CRM numbers in brackets, where applicable.

New hardware and software requirements

 **Important:** The minimum requirements for IFS have been revised. Newer operating systems and database management systems are now supported. See the [IFS Hardware and software requirements](#) document for more details.

Enhancements

IFS Mobile, Management Console and Web Application

- IFS now supports password rule management
 - IFS displays an error message for all unfulfilled password criteria for every IFS interface (Mobile, Management Console or Web) used to log in
 - (Mobile and Web) Redirects the user to the **Change password (CF502)** screen if the password is non-compliant
 - (Management Console) Prompts the user to go to the **Change Password (CF502)** screen in the web application if the password is non-compliant
- IFS locks out a user account after three unsuccessful login attempts

IFS Mobile

- IFS Mobile is now compatible with the central PTC Enrollment solution and calls the central PTC Enrollment API and PTC Enroll mobile version 2.00.001
- On successful login, IFS Mobile displays the number of failed login attempts since the last successful login

Management Console

- The Archive service now archives data which dates back further than 9 years, including unfinalized orders

Web application

- IFS now has a **Maintain password settings (CF511)** screen where you can define the following password properties:
 - duration
 - different history limit for users and administrators
 - length
 - character composition

- case restrictions
- period of time (in minutes) for which user account remains locked after 3 unsuccessful login attempts

IFS uses the settings defined in this screen to validate if a password is compliant or not.

- The function **Maintain user data and privileges (CF501)** now logs all user account changes in the audit trail (password reset, user name update, etc.).
- The function **Change password (CF502)** logs password changes in the audit trail.
- The following security enhancements have been made to IFS Web:
 - Access to IFS Web is now restricted to authorized devices (devices which have been enrolled in and obtained valid client certificates from PTC Enrollment)
 - IFS Web now validates if a client certificate has already been issued for the same organization
 - PTC Enrollment now supports managing workstations as devices, in addition to mobile devices
 - Since PTC Enrollment now manages client devices, IFS no longer includes the function **Manage trusted devices (CF508)**
- The **Monitoring dashboard** now displays the number of unsuccessful login attempts from any IFS interface and session timeouts for the last 48 hours
- The **Session report** now highlights failed login attempts from IFS Web
- Accessing IFS Cloud Web component no longer requires VMWare Horizon Client

Security

- When logging in for the first time, or after the administrator has reset the user's password, users are redirected to the **Change Password (CF502)** screen to modify their password
- IFS prevents tampering with user details through a signature mechanism in the database table for users

Services

- By default, the IFS MobileServices API uses two-way SSL authentication. When validating clients, it also validates if the client certificate has been issued for the same organization
- The IFS API logs all operations performed through Web services in the IFS audit trail. It is now possible to track operations performed from mobile devices
- IFS provides external partners on UPU-IP the following enhancements:
 - the country code (on payment with external partner)
 - support for specific ID list
 - support for changes in the external partner's API

Setup

- Since PTC Enrollment now manages client devices, the IFS setup no longer includes `ClientCertificateServices` or publishes the `PTC Enroll Mobile apk` and its settings file; these components are now delivered in the central PTC Enrollment solution
- IFS no longer supports Custom notifications from the Reporting services
- IFS includes the new release of the Virtual Print Engine (VPE)
- The IFS setup now uses InstallShield version 2018 and installation no longer includes unreferenced code and postbuild events

IFS Cloud-specific

- IFS Cloud setup now supports the installation of multiple instances of IFS Cloud on shared servers (one per business partner), and batch updates to them

Fixes

Setup

- The IFS setup and service packs now update the currency reference data based on the updated ISO list; Mauritanian ouguiya (MRU) currency is now included
- The IFS setup now deploys the correct `Certificate_names.xml` file in the IFS API component [CRM68144]

Management Console

- Using the function **Maintain domestic service agreements (CF618)**, you can define a local identifier, independent of the service identifier [CRM81571]
- The function **Maintain international bilateral agreements (CF609)** allows you to define a higher customer fees range without specifying the higher limit value [CRM78856]

Web application

- The function **Create New Domestic Money Order (DO802)** now correctly validates the office of purchase
- Fixed the application error that occurred when a track and trace search returns more than 20 results [CRM82465]
- Fixed the issue of having to select the customer twice from the search results before going to the next step, when creating a new international or domestic money order [CRM77502]
- IFS calculates and correctly displays customer fees when creating an international money order

- The **Create new international money order (IO*02)** functions now always apply customer fees, even when the exchange rates fluctuate, as there is no longer a higher limit defined for the highest customer fees range [CRM78856]
- When searching for an international money order in any Track and trace (IT*01) functions, IFS no longer reports an error when the money order ID entered is less than 4 characters, or if it uses a wild card
- IFS now displays the login details of the user who recorded an event in the international money order Track and trace document and in the money order details history

Delivered in 4.18.002 hot fixes

- When paying an international money order, IFS now correctly populates the **Customer title** field [CRM82494]
- The **Maintain international bilateral agreements (CF609)** function now sets Monord elements as optional for mobile agreements with an external partner [CRM86496]

PTC Enroll Mobile version 2.00

V2.0, Build 001 (11 July 2019)

This version is compatible with the IFS 4.50 release. Use this application to enroll mobile devices before using IFS Mobile.

V4.21, Build 000 (29 October 2018)

This version is released internally to the PTC.

This release supports multiple installations of IFS, one per business partner, on a single shared server hosted in the PTC Cloud.

Enhancements

Management Console

- The IFS Management Console now supports multiple installations of IFS on the same machine

Scheduler

- The Scheduler now supports multiple installations of IFS on the same machine
- The Windows Service has been installed for a specific business partner
- An IFS Cloud Windows Service directory now exists for each business partner

Services

- The Services now support multiple installations of IFS on the same machine

Setup

- **MobileServices** and **ClientCertificateServices** directories have been created for each business partner
- Modified the scripts to create all applications for a specific business partner under one site
- Created and initialized the IFS Cloud database for a specific business partner
- Created an event log entry for each IFS Cloud installation
- Updated the service log to support logging of events for multiple business partners

Web

- It is now possible to pay out orders from the UPU-IP's external partner [Forsage](#) after they upgraded their interface protocol to 1.1. The IFS country code is now transmitted at payment.

Web server

- Configured the IFS Cloud web server for a specific business partner
- Configured the IFS Cloud web site for a specific business partner

IFS Mobile

- Installed and configured IFS Mobile to support a specific business partner

Fixes

Web

- Fixed the following errors that occur only with specific browser settings and security configurations:
 - the exception error that appears after selecting the bilateral agreement when creating a new international/domestic money order
 - the error that appears when searching by characteristics a domestic money order to pay out

V4.18, Build 000 (19 April 2018)

The enhancements listed here are shown with their associated PRCR or CRM numbers in brackets, where applicable.

Enhancements

Management Console

- You can already test the SMS configuration in the **SMS** tab of the **Global system and user interface parameters (CF608)** screen [PTC01429]

Management Console and Web application

- IFS now supports the Anti-Money Laundering (AML) requirements of South Africa Post Office [ZA08], as follows:
 - The **International & Domestic** tab of the **Global system and user interface parameters (CF608)** screen already has a parameter to enable/disable AML features
 - The following IFS screens support AML required fields and operations for companies as well as standard customers:
 - a. **Create new international money order (IO102 – OR)**
 - b. **Update, delete a money order (IO103 – OR)**
 - c. **Pay a money order (II109 – OR)**
 - d. **Pay local recipient (II112 – OR)**
 - e. **Reimburse a money order (IO115 – OR)**
 - f. **Reimburse local sender (IO119 – OR)**
 - g. **Create new domestic money order (DO802)**
 - h. **Pay a money order (DI809)**
 - i. **Reimburse a money order (DO815)**
 - The **Manage companies**, a new function to add and edit information for companies, is now available in IFS
 - A new custom task now exists in IFS to generate AML reports specific to South Africa
 - The **Track and trace (IT101 – OR)** and **Track and trace (DT801)** screens now display AML fields
 - The **Manage customers (CF509)** screen has been updated to support AML fields and business rules
 - It is now possible to customize AML fields in the **User interface customization (CF615)** screen
- IFS password encryption uses the [AES256](#) encryption standard that allows users to use the same password for different environments (Windows, Web or Mobile) [PTC01430]
- Removed the **Record bank details for reimbursement (IO120, IO220)** entry options from the IFS web menu [PTC01434]

Services

- The secret code has been reinstated for the [GetInternationalOrderToPay](#) service [MA00026]

Setup

- You can now install IFS with SQL versions that are not yet supported by the PTC but a message warning users that the PTC will not support the installation is displayed [PTC01431]

IFS Mobile

- The IFS Mobile application session now expires if the user inactivity exceeds the predefined timeout period [PTC01432, PTC01433]

Fixes

Services

- IFS now supports issuing authorities that are different from **OT - Other** [CRM59413, 55849]
- If a latency period before transmission is defined, IFS uses this information when transmitting money orders [CRM65567]
- IFS now prevents the insertion of double EP events from all entry points [CRM59413]

Management Console

- Pressing the **Tab** key in the **SMS** tab of the **Global system and user interface parameters (CF608)** screen moves the cursor to the next field in the window [CRM65568]

Web

- The **Manage customers** function code has been changed to CF509 [CRM65570]
- In the **Manage customers (CF509)** screen, IFS now lists deleted customers in addition to valid customers when the option **Include customers marked deleted in search** is selected [CRM65569]
- In the **Pay a money order (II109 – OR)** screen, IFS makes it possible to successfully pay money orders from Instant Cash or Eurogiro which do not use IFS money order identifiers without calling the UPU-IP [CRM65826]

PTC Enroll version 1.00

V1.01, Build 001 (11 November 2016)

No changes to this build.

V4.17, Build 000 (25 August 2017)

The enhancements listed here are shown with their associated PRCR or CRM numbers in brackets, where applicable.

Enhancements

Management Console

- If the certificate list in the server is being edited when a call to synchronize a certificate is made, IFS no longer sends an email to the Post making the call but logs the information in the event log and tries to synchronize the certificate until it is successful
- Remote users of IFS accessing only the business configuration functions in Management Console through VMWare Horizon no longer need administrator rights. Instructions on how to remove administrator rights in IFS after installation have also been provided [PTC01427]
- When maintaining privileges of users in their own office, IFS local administrators are no longer able to change memberships to restricted user group

Web application

- The **Manage trusted services (CF508)** screen has a new layout and now displays office names instead of office codes making it more meaningful [BI00005, PTC1428]

Web services

- Web services logs now provide more detailed data when the certificate validation fails
- Web services now send SMS messages when issuing and paying domestic orders created in the mobile application
- Web services now send SMS messages when issuing international orders created in the mobile application

Management Console, Web application and Web services enhancements

- IFS network settings configuration is stored in the database and shared with all IFS applications
- IFS now integrates with [RIA Money Transfer](#). It is now possible to pay out RIA orders through IFS mobile and IFS web applications [BI00006]
- IFS now supports Belarusian Ruble (BYN) currency
- IFS supports sending SMS for domestic and international orders through mobile, web services and web interfaces [BI0007]

Fixes

Setup

- When upgrading an IFS installation, the IFS setup now updates the Virtual Print Engine (VPE)

- During installation, IFS no longer creates duplicate files and empty folders
- The IFS setup now updates a database schema to match a new installation
- When migrating from a previous version of IFS, the IFS setup now updates the business partners list. In the past, you had to manually update the list
- During installation, the IFS setup now automatically updates the mobile settings
- When upgrading a previous IFS installation, the IFS setup now updates all files
- When upgrading an existing IFS 4.02 installation, the IFS setup now updates all files including the mobile settings
- The IFS setup now installs the IFS Mobile application within the IFS folder. In the past, it was installed in a different directory

Management Console

- IFS now checks all required tasks before storing the scheduled task
- French translation has been further improved. Misspelled words in the Management Console interface have now been corrected
- IFS now updates only the EP event when sending the SMS related to the payment event [CRM60353]

Web application

- It is no longer possible for non-administrator users to edit or delete users data in the **Maintain user data and privileges (CF501)** screen
- The SFP3 report now correctly calculates and displays the **Amount of remunerations** value when generated with the remuneration type **Pay for Value (percentage)** [CRM57208]
- The VPE has been upgraded to version 7.10 32 bits [CRM60946, CRM60949]

Web services

- IFS now prevents the creation of duplicate orders in case of broken connection [CRM60393, CRM60450, CRM60856]

PTC Enroll version 1.00


V1.01, Build 001 (11 November 2016)

No changes to this build.

V4.16, Build 000 (15 February 2017)

The enhancements listed here are shown with their associated CRM/PRCR numbers in brackets.

New hardware and software requirements

 **Important:** The minimum requirements for IFS have been revised. For details, see the [IFS Hardware and software requirements](#) document.

Enhancements

IFS is now compatible with the new PTC CA infrastructure and the new PTC Enrollment services.

Management Console

- IFS now exports environment information to the FTP server to improve maintenance and support activities [PTC01419]

Web application

- IFS now supports Cash on Delivery (COD) orders, encompassing the following changes [RU00003]:
 - The **Create new money order (IOx02)** and **Update, delete a money order (IOx03)** screens now allow the capture of international COD money orders with enforcement of the S10 mail item identifier when orders are declared as COD order. The generated receipts include COD details (S10 item identifier associated with COD service)
 - The **Track and trace functions (ITx01)** now allow generation of a copy of the purchase receipt with COD details (S10 item identifier associated with COD service)
 - The following screens now allow operator users to identify international COD money orders using the S10 mail item identifier: **Track and trace (ITx01)**, **Pay money order (IIx09)**, **Pay local recipient (IIx12)**, **Cancel an international payment (IIx10)**
 - The following screens now display COD orders with the associated mail item identifier as part of the order details: **Track and trace**, **Notify (local) recipient for payment**, **Regenerate notification for payment**, **Pay money order (IIx09)**, **Pay local recipient (IIx12)**, **Cancel an international payment**, **Notify recipient of payment**, **Regenerate notification of payment**
 - **Send a cancellation request (IOx09)** prevents users from capturing a cancellation request for international money orders with a COD service
 - **Reimburse a money order (IOx15)** prevents users from reimbursing international money orders with a COD service
 - The **Service scheduling (CF612)** sending task now transmits information that an order is under COD service in the Declaration element with CD code and the attached S10 mail item identifier in the Declaration Description element
 - The **Service scheduling (CF612)** receiving and importing international order tasks are able to collect information that an order is under COD service and identify the attached S10 mail item identifier from the EDI message Declaration element. They are

also able to identify missing information (attached S10 mail item identifier) when receiving new COD orders from an EDI message of its exchange partners

- The **Service scheduling (CF612)** import international orders task is able to identify an incorrect transaction state (non-supported state: DS) in an EDI message when importing an order event for a COD order from its host system
- IFS no longer supports Arabic translations [OM00004]
- The CTN (Custom Transaction Number) format now includes leading zeros for display [PTC01269]
- The navigation menu has been updated [PTC01293]

Web services

- Web services now employ sufficient input sanitization to improve security of messages [PTC00016]
- IFS now prevents HTTP header information from being disclosed [PTC00042]
- The login failure message has been updated for security reasons [PTC00043]
- In IFS, Web services now has mechanisms in place to prevent lockout/brute force attacks [PTC00044]
- Password hash is no longer returned after a successful login [PTC00045]
- XML parser no longer allows DTD declarations [PTC00046]
- Web services error handling has been improved to return custom messages for all errors [PTC00047]
- Secret code verification now occurs only in the server side [PTC00048]
- Security algorithm is further improved to now use SHA256 for SSL [PTC00059]
- Key length is improved to now use 2048bits [PTC00061]
- Client certificate services now validate that received certificate requests refer to the current business partner to limit mobile device enrollment to the device of the current partner [PTC00069]
- Events captured by Web services are marked as “W - Keyed from IFS Web Client” [PTC01272]

IFS Mobile App

- The PTC Enroll application is now integrated with IFS. Client certificate functionalities from IFS Mobile have been moved to PTC Enroll [PTC00082]
- The PTC Enroll application supports auto update [PTC00083]
- The Installation guide now contains information on the IFS and PTC Enroll App integration [PTC00090, PTC00093]

Forms and reports

- Notifications of sender for reimbursement now display transferred amount as the amount to reimburse when the deposited amount is not specified

Fixes

Management Console

- International EDI export now has correct origin and destination ID for exported Resord messages, with origin ID being the paying organization code [CRN51832]
- The **Monitoring of EDI Transmissions (MN002)** screen now displays the date in UTC (Coordinated Universal Time) format [CM00009]
- EDI validation in IFS now takes into account Sender ID2 elements marked as excluded in the bilateral agreements screen [CRM46232]
- Fixed the previous error of missing translation [CRM47047]
- The Service scheduling (CF612) export international orders task is now able to export the remuneration element [CRM46715]
- Improved the Service scheduling (CF612) export international orders task performance [CRM46880]
- The Service scheduling (CF612) export international orders task is now able to handle bilateral agreements according to its central clearing option [PTC1407]
- The Service scheduling (CF612) export international orders task no longer sends an **IFSErr** message for a file that fails its signature verification [CRM49226]
- For fees, IFS now supports the Omani Rial (OMR) and any other currency with 3 decimal precision [OM00001]
- The **Service scheduling** screen (CF612) now displays all labels properly [PTC01395]
- The **Bilateral agreement** screen now loads the value for Max EDI events from the database [SZ00001]
- If there is a scheduled report, IFS can now archive data [PTC01389]
- It is now possible to process abandoning and expiring domestic orders without log errors [PTC01390]
- In **Maintain user groups (CF607)** screen, IFS no longer displays the IFS.POST function [PTC01398]

Web application

- IFS Web now opens the translated online help to the topic linked to the current user's function [PTC1396]
- The **Maintain user data and privileges (CF501)** screen now prevents non-administrator users from changing the password of users from the same office [OM0003]

- **Track & Trace** (ITx01) now presents content properly for all filters [CRM47005, PTC01387]
- It is now possible to print and reprint notifications for higher volumes of international and domestic orders [CRM 48943, PTC01391]
- It is now possible to capture domestic orders for service agreements when **Fixed sender** or **Fixed recipient** option is enabled [PTC01400]
- The Login screen no longer logs invalid errors when a user fails to log in because of an incorrect user ID [UPU00004]
- It is now possible to retrieve a customer in the **Issue** and **Pay** screens (domestic and international) even when no identification number is entered. When specified, it takes it into account as a search criterion [ZW00004]
- The Login page in IFS is now localized according to the user's browser settings [PTC01397]
- French translation of some terms in IFS has been updated [MA00022]
- The **Manage trusted devices (CF508)** function now logs a specific error message when failing to activate a device because of a Hardware Software Management issue in the Enrollment services [PTC00041]
- It is now possible to unlock domestic money orders that were locked during reimbursement [CRM38998]

Web services

- When handling errors, the Web Services no longer reveal stack trace or code information [PTC00095]
- Web services no longer return the secret code to client [PTC00092] except for the **GetInternationalOrderToPay** Web service as it is required [CRM50873]
- Web services now check domestic licenses before issuing a domestic order [PTC01401]
- IFS no longer displays an error when using the Web service **PayInternationalOrder**. Envelope validation has been improved. Checking of some parameters from the money order ID is now done [MA00025]

IFS Mobile App

- The extra spaces at the end of the login name are now removed [PTC01411]
- It is now possible to enroll new mobile devices [PTC01413]
- IFS Mobile now checks the ID while loading the certificate [[PTC00052]
- Mobile certificates have new properties to support the new PKI police [PTC00066]
- Mobile certificates are now limited to web client, key encipherment and data encipherment [PTC00064]
- The IFS Mobile App now supports new Android versions [BJ00001,PTC00080]
- The IFS Mobile App is now able to handle update canceling by the user [PTC00096]
- The IFS Mobile app now uses the **KeyguardManager** to check for blocks (pattern, pin or

- password) and validates it properly in Samsung devices running Android 6.0.1 [PTC00017]
- The transferred currency is now used to display/calculate exchange rates [OM00006]

PTC Enroll Version 1.00
V1.01, Build 001 (11 November 2016)

The enhancements listed here are shown with their associated PRCR numbers in brackets.

- The PTC Enroll app now first verifies enrollment password before trying to get the certificate [PTC17]

V1.00, Build 001 (31 October 2016)

The enhancements listed here are shown with their associated PRCR numbers in brackets.

- The PTC Enroll app now complies with the new Enrollment Services and the new PTC CA authorities
- Client certificate and private key now have:
 - 2048 length private key [PTC61]
 - SHA512 as signature algorithm [PTC40]
 - SHA256withRSA as certificate request digest algorithm [PTC59]
- The application now includes the mobile device's Android ID in **Common name** attribute, business partner code in **Organization** attribute and Mobile Enroll as **Organization Unit** attribute of the certificate [PTC65]
- The PTC Enroll app now checks that the device ID of the mobile device running the application matches the client certificate common name [PTC52]
- CRL validation is now enabled [PTC73]
- It is no longer possible to send a certificate request before checking the lock screen settings [PTC91]
- The PTC Enroll app now runs only on a mobile device that is not rooted or jail broken [PTC74]
- Before installation, the PTC Enroll app now checks the device's Android version if it is above 16 to prevent installation on non-supported Android devices [PTC80]

V1.00, Build 000 (26 August 2016)

First release.

This release is a mobile application which contains the following features:

Enrollment process from IFS 4.15 which is composed of the functionality to:

- Submit client certificate request to IFS **ClientCertificatesServices** with 1024 length private key and SHA1 algorithm
- Collect client certificate from IFS **ClientCertificatesServices**
- Store the client certificate and its private key in a secure container of the mobile application, preventing backup of the key [PTC51]
- Run only on a mobile device with screen lock in place (PIN or password) [PTC75], not rooted or jail broken device [PTC37]


The PTC Enroll app also includes the following new features:

- Allow capture and storage of settings which include:
 - enrollment password with minimal strength validation [PTC84] and without allowing password change [PTC50]
 - setting URL
- Provide access to client certificate and its private key to other mobile applications installed on the device under the condition of providing enrollment password
- Automatic update feature with dedicated setting file [PTC83]
- English and French localization

V4.15, Build 000 (29 April 2016)

The enhancements listed here are shown with their associated PRCR numbers.

New hardware and software requirements

 **Important:** The minimum requirements for IFS have been revised. For details, see the [IFS Hardware and software requirements](#) document.

Enhancements

- The customer database used to facilitate the data entry on the Web and mobile operational screens has been extended to international operations [MG11]
- The maximum amount that a customer can send or receive can be configured using customer limits. Customer limits can be applied on a daily, weekly or monthly basis. The limits apply to both domestic and international money orders [MG9]
- It is now possible to separately upgrade **IFS** components installed in several servers [MA00021]

Management Console

- Changes for customer limits [MG9]:
 - Customer limits are managed and linked to agreements in the new **Maintain customer limits (CF610)** screen
 - The **Maintain international bilateral agreements (CF609)** and **Maintain domestic service agreements (CF618)** screens are augmented to allow agreements to be linked to customer limits
- When unchecking **Mobile** in the **Maintain domestic service agreements (CF618)** screen, mobile customs elements are removed [PTC01307]
- Report folders are automatically created if they don't exist when executing the **Generate reports** task [PTC01148]
- The mobile checkbox is disabled in the **Maintain international bilateral agreements (CF609)** and **Maintain domestic service agreements (CF618)** screens for products OT, IN and GT [ZW00001]
- The **Management Console** does not need to be restarted to take new bilateral agreements into account when executing the EDI sending task [PTC01349]
- The default folder for creating archive databases is changed to: "C:\IFS\Database" on the **Maintain archive database (DB102)** screen [PTC01328]

Web application

- It is now possible to load and update customer data in the **Pay a money order (DI809)**, **Create new money order screens (IO*02)**, **Update, delete money order screens (IOx03)**, **Pay a money order (IIx09)**, and **Pay local recipient (IIx12)** screens [MG11]
- Receipts from **Pay a money order (DI809)**, **Create new money order screens (IO*02)**, **Pay a money order (IIx09)**, and **Pay local recipient (IIx12)** screens now display customers identifiers [MG11, PTC01306, PTC01311]
- The following domestic and international operational screens have been enhanced to take customer limits into account [MG9]:
 - **Create new domestic money order (DO802)**
 - **Pay a money order (DI809)**
 - **Create new money order (IO*02)**
 - **Pay a money order (IIx09)**
 - **Pay local recipient (IIx12)**
- The customer country and birth country can now be changed when issuing and paying domestic and international money orders [PTC01286, PTC01287, PTC01308]
- You can now search for domestic and international money orders using customer identifiers in the **Track and trace** screen [PTC01310]

- International money orders to be reimbursed can be searched by sender identifiers [PTC01310]
- Contacts information is mandatory on the **Create new money order screens (IO*02)** if one of its child element is customized as required [PTC01243]
- The **Search** and **Clear** buttons to associate orders to customers have been moved at the bottom of the operational screens [PTC01292]

Web services

- Existing Web services have been modified to automatically update customer data. These Web services include the **PayDomesticOrder**, **IssueDomesticOrder**, **IssueInternationalOrder** and **PayInternationalOrder**

IFS Mobile App

- Default Java error messages have been replaced by more meaningful localized messages [PTC01228, PTC01282, PTC01283, PTC01289, PTC01145]
- Changes for domestic and international money orders [MG11]:
 - When issuing or paying domestic and international money orders, customer information is automatically updated
 - It is now possible to search international money orders by customer identifiers
 - When issuing an international money order, it is possible to associate the sender and the recipient to existing customers
 - When paying an international money order, it is possible to associate the beneficiary to an existing customer
- Operational international and domestic screens have been enhanced to take limits into account [MG9]
- The secret code is case insensitive when a money order is paid from the mobile application [PTC01267]
- Input fields now have a maximum length corresponding to the M38 and domestic data definition [PTC01135]

Fixes

Management Console

- The mobile custom elements are now correctly stored as required or excluded when using the **Maintain international bilateral agreements (CF609)** screen [PTC01290, PTC01305]
- The country custom element is now set as optional for agreements configured with the **Maintain international bilateral agreements (CF609)** screen [PTC01290]
- Archiving is now supported on Microsoft SQL Server 2014 [PTC01277]

- Customer country and birth country can be changed when issuing and paying domestic and international money orders [PTC01287]
- Storing bilateral agreements on the **Maintain international bilateral agreements (CF609)** screen is now fixed [PTC01301]
- Importing bilateral agreements and being able to test it on the **Maintain international bilateral agreements (CF609)** screen now works correctly [PTC01346]
- EDI standard version is set to 04 for mobile agreements in the **Maintain international bilateral agreements (CF609)** screen [PTC01347]
- Scheduled report generations have been reviewed and fixed [PTC01348]
- The online help context menu is now fixed [PTC01357]
- The Management Console menu screen is now fully localized in French [PTC01375]
- The **Transport parameters (CF611)** connection mode configuration has been fixed in French [PTC01162]

Web application

- The SMS generation has been fixed for issued domestic money orders [PTC01207, PTC01208]
- The secret code length has been fixed to 256 characters in all domestic and international Web screens [PTC01268]
- Domestic operations searches based on customer names have been fixed [PTC01254]
- When issuing an international money order, the deposited amount is now marked as mandatory [PTC01139]
- The RP103 report generation has been fixed [QA00001, QA00002]

Web services

- The SMS generation has been fixed for issued domestic money orders [PTC01207, PTC01208]
- The number of secret code tries is incremented when trying to pay an international or a domestic money order with a secret code [PTC01318]
- A domestic or international money order is now locked when wrongly entered three times [CM00005]
- It is not possible to issue an international money order with an amount bigger than the bilateral agreement maximum amount [PTC01146]
- The secret code is required on the issuing screen for mobile agreements [CM00006]
- The reimbursement amount is validated when reimbursing a domestic money order [PTC01227]
- Web services do not throw anymore OutOfMemory exceptions when using a large database with a small criteria to track money orders [PTC01372]


IFS Mobile App

- It is no longer possible to insert emoticons using the application [PTC01284]
- Domestic and international money orders with unicode secret codes can now be paid [PTC01266, PTC01280]
- The secret code length has been fixed to 256 characters in all domestic and international mobile screens [PTC01268]
- The number of secret code tries is incremented when trying to pay an international or a domestic money order with a secret code [PTC01318]
- A domestic or international money order is now locked when wrongly entered three times [CM00005]
- Customer countries and birth countries can be changed when issuing and paying domestic and international money orders [PTC01287, PTC0138]
- The list of countries is now sorted in alphabetical order when the application is in French [PTC01291]
- Only money orders under a valid mobile agreement are visible in the mobile application [PTC01265]
- It is not possible to issue an international money order with an amount bigger than the bilateral agreement maximum amount [PTC01146]

V4.14, Build 000 (11 December 2015)

The enhancements listed here are shown with their associated PRCR or CRM case numbers.

New hardware and software requirements

 **Important:** The minimum requirements for IFS have been revised. For details, see the [IFS Hardware and software requirements](#) document.

Enhancements

- A customer database is now used to facilitate data entry on the IFS Web and IFS Mobile domestic operational screens [MG00008]
- The IFS API Server now includes new Web services to manage customers [MG00008]
- The IFS Mobile app performance has been improved to operate on 2G connections with low bandwidth [CM00001]

Management Console

- On the **Import-Export parameter (CF614)** screen, exporting domestic money orders now supports certificate identifiers [PTC01246]

- When a bilateral agreement has money orders, it is no longer possible to change its product code, category, or direction from the **Maintain international bilateral agreements (CF609)** screen [PTC1252]
- The **Maintain international bilateral agreements (CF609)** screen has a new mobile checkbox that configures an agreement for mobile support

Web application

- The **Manage customers (DC803)** screen allows searching and managing customers from any country [PTC01258]
- The French translation of the list of services and fees is now available on the **Create new international money order (IO*02 - OR)** screen [PTC01239, PTC01224]
- SFP3 report generation is now fixed and performance improved for **PP V (cf. SFP3) (IA*03)** and **PP V (cf. SFP3) mirror (IA*06)** [CM00002]
- The money order secret code is now masked on the Web interfaces [MG00006]
- Alphanumeric secret codes are now supported by the Web application [CRM 37897, BF00005]
- It is now possible to load and update customer data using a customer identifier when creating a domestic money order [MG00008]
- It is now possible to find a payable money order using the payee's customer identifier [MG00008]
- It is now possible to find a reimbursable money order using the sender's customer identifier [MG00008]

Web services

- The IFS API Server exposes new Web services for managing customers:
 - **GetCustomers** - calls to this Web service retrieve the search performed with the passed customer.
 - **GetMobileCustomers** - calls to this Web service retrieve customers that match the search performed with the passed customer. On success, serialized `CREcordedCustomers` with the minimum information needed for the mobile application are returned in the envelope.
 - **SetCustomer** - calls to this Web service store or update customers in the database.

IFS Mobile App

- Mobile money order search results are now ordered by date descending [PTC01257]
- The money order secret code is masked on the mobile interfaces [MG00006]
- Alphanumeric secret codes are now supported by the mobile application [CRM 37897, BF00005]

- A longer timeout is now used for mobile operations requiring Web service calls [PTC01248]
- It is now possible to search for domestic money orders using local identifiers [MG00007]
- It is now possible to search for domestic money orders using customer identifiers [MG00008]
- It is now possible to load and update customer data using customer identifiers when creating a domestic money order [MG00008]

Fixes

Management Console

- The remuneration ranges fields of the **Maintain international bilateral agreements (CF609)** screen are now updated correctly [CRM 38185]
- Deleting bilateral agreements on the **Maintain international bilateral agreements (CF609)** screen is now fixed [PTC01226]
- The database archiving issues are now fixed [PTC01235]
- Importing domestic CC or EP XML messages is now fixed [PTC01233]
- Manifest export is now fixed [PTC01250]
- IFS no longer gives an error when storing a copied bilateral agreement [PTC01119]

Web application

- First identification for a sender now appears on a customized purchase receipt [CM00003]

IFS Mobile App

- The international money order fee value is now correctly calculated and displayed on the mobile application receipts [PTC01235]
- On the mobile daily report, the issued amounts now include the fees [PTC01237]
- Secret code accepts Unicode entries [PTC01264]
- Error message returned when trying to pay or reimburse money orders linked to invalid bilateral agreements [PTC01220]
- Amount entered is now verified against the maximum amount of the bilateral agreement [BF00006]
- Login no longer fails when bringing the app from the background [PTC01195]
- DMOs are no longer reported incorrectly under issued on a device that did not issue them [PTC01238]

Enhancements

- The IFS API Server now includes new Web services to provide:
 - Domestic operational functions to the local system
 - Domestic operational functions to the IFS Mobile App

Management Console

- The **Edit service agreements (CF618)** screen now includes a **Mobile** checkbox that adds the required service agreement configuration to be compatible with mobile devices

Web application

- The **Manage trusted devices (CF508)** function can now revoke mobile device certificates

Web services


- The IFS API Server provides the following additional Web service operations to local systems and the IFS Mobile App:
 - **GetServiceAgreements** - returns a list of valid mobile service agreements
 - **GetDomesticAmountsToIssue** - calculates amounts, based on the corresponding service agreements, to issue a domestic money order
 - **IssueDomesticOrder** - ability to record purchase information for a domestic money order and allocate a domestic identifier
 - **GetDomesticOrders** - gives details about domestic money orders matching the specified search criteria
 - **ReimburseDomesticOrder** - for reimbursing a domestic money order identified by its identifier
 - **GetDailyOrdersJournal** - returns the list of international or domestic money orders with their purchase, payment or reimbursement events when they occurred on the journal day and for the journal certificate identifier

IFS Mobile App

- The IFS Mobile App now enables users to:
 - Issue new domestic money orders and send an SMS receipt for a newly issued order
 - Pay domestic money orders and send an SMS receipt for the paid order
 - Reimburse domestic money orders and send an SMS receipt for the reimbursed order
 - Track domestic money orders
 - Generate a daily order journal including domestic data

The enhancements and fixes listed here are shown with their associated PRCR or CRM case numbers.

New software and hardware requirements

 **Important:** The minimum software and hardware requirements for IFS have been revised. For details, see the *Hardware and Software requirements* document.

Enhancements

- IFS now contains new component IFS API Server, which includes Web services to provide:
 - operational functions to the local system
 - security and operational functions to the IFS Mobile App
- the Customer Transaction Number (CTN) concept is now implemented in IFS

Management Console

- The **Maintain international bilateral agreements (CF609)** screen now has a new tab for service and fee configuration. It provides the following features:
 - Customized added value services definition
 - Possibility to attach a fee to a specific service, and to break down the fee into individual fee values
 - More complex fee model definition, e.g. without limit on number ranges, with tax part definition
 - Definition of remuneration based on multiple fees
- The **Global system and user interface parameters screen (CF608)** now includes the parameters for the Web services and mobile extension components. It is now possible to enable the following features:
 - Web service envelope tracing, which logs a copy of the call and result envelope of the web services in the event log
 - Task logging, which logs the duration of each task and steps of service task and web service task being executed
 - Generation of SMS receipts on the mobile extension
- The **User interface customization screen (CF615)** now allows the selection of the CTN field to display in the Web functions and reports

Web application

- The **Create new money order (IOx02)** and **Update, delete a money order (IOx03)** screens now:

- Give the possibility to define customized added value services per order
- Give the possibility to display the break-down of the collected fee and tax part into individual fee values according to the selected services for each order
- Display the Customer Transaction Number in the confirmation screen and receipt
- The **Track & trace screens (ITx01)** now display the Customer Transaction Number
- **Web screens** now include the Customer Transaction Number as a filter in addition to the International Money Order
- The **Manage trusted devices (CF508)** function is a new Web screen which lists all the device certificate requests and issued certificates for mobile devices. It provides the ability to:
 - Attach a mobile device certificate to an office
 - Activate a mobile device by enrolling the certificate request on the PTC IFS enrollment service
 - Mark as revoked a mobile certificate

Web services

- The new IFS API Server, which is comprised of Web services for integration with local systems and the IFS Mobile App, provides the following Web service operations to local systems:
 - **GetInternationalOrderToPay** - finds payable international money orders matching the supplied order identifier (international or CTN identifier)
 - **PayInternationalOrder** - ability to record a payment for an international money order identified by its international identifier
 - **CancelPaidInternationalOrder** - ability to record a payment cancellation for an international money order identified by its international identifier
- And the following operations to the IFS Mobile App:
 - **GetBilateralAgreements** - returns a list of valid bilateral agreements
 - **GetInternationalAmountsToIssue** - calculates amounts and set currencies (deposited-transferred amount conversion, exchange rate loading, customer fee calculation and remuneration calculation), based on the corresponding bilateral agreement to issue an international money order
 - **IssueInternationalOrder** - ability to record purchase information for an international money order and allocate an international identifier
 - **GetInternationalOrders** - gives details about money orders matching the specified search criteria
 - **ReimburseInternationalOrder** - for reimbursing an international money order identified by its international identifier
 - **Login** - for validating user credentials

- **GetDailyOrdersJournal** - returns the list of international orders with their purchase, payment or reimbursement events when they occurred on the journal day and for the journal certificate identifier
- **RequestClientCertificate** - used to start the enrollment process by communicating the certificate request of the mobile device to the IFS server
- **GetClientCertificate** - used to end the enrollment process by getting the certificate for the mobile device from the IFS server

IFS Mobile App

- The new IFS Mobile App component is an Android application for mobile devices that enables users to:
 - Send a certificate request for enrollment of the mobile device as a trusted device on the IFS server
 - Complete mobile device enrollment by retrieving a certificate from the IFS server
 - Issue new international money orders and send an SMS receipt for a newly issued order
 - Pay international money orders and send an SMS receipt for the paid order
 - Reimburse international money orders and send an SMS receipt for the reimbursed order
 - Track international money orders
 - Generate a daily order journal
 - Configure mobile device and user settings

Fixes

Web application

- **Australia Post specific** reports and functions have been removed [PTC992]
- Authorization key functions and parameters have been removed as they were specific to French Post and obsolete. The following functions have been removed:
 - **Calculate purchase authorization number (IOx01)**
 - **Calculate payment authorization number (IIx08)**
 - **Calculate reimbursement authorization number (IOx14)**
- and the Operational parameters (CFx01) function no longer refers to the following parameters:
 - **“Requirements for purchase key”**
 - **“Generate a key for payment”**
 - **“Generate a key for reimbursement”**

- and the Authorization key is no longer captured in the following functions:
 - **Create new money order screens (IOx02)**
 - **Update, delete a money order (IOx03)**
 - **Pay money order (IIx09)**
 - **Reimburse a money order (IOx15)**
 - **Pay local recipient (IIx12)**
 - **Reimburse local sender (IOx19) [PTC867]**
- **Web screens** now display the correct default year in calendar picker [PTC919]
- **Send a cancellation request (IOx16)** does not display orders in CC state that are not transmitted in search results [PTC1038]
- **Cancel a reimbursement (IOx16)** now presents the correct list of states from which it is possible to cancel a reimbursement [PTC1042]
- IFS now correctly calculates the remuneration when creating more than two money orders using the same bilateral agreement [CRM42841]

Management console

- The **Maintain bilateral agreement (CF609)** screen now saves bilateral agreements with last day of validity included [24833]

Standard EDI

- **Service scheduling (CF612)** now imports FI events with the correct reason code [23330]
- **Service scheduling (CF612)** now receives messages with account details when CentralAccountNo is set to required [25553]

V4.02, Build 004 (20 December 2013)

The enhancements and corrections listed here are shown with their associated PRCR numbers.

Enhancements

- The Web user interface and report generation are now available in Serbian

Corrections

Management console

- **Archive data (DB103)** now archives domestic money orders without errors on domestic claims data [KE00027]
- **Archive data (DB103)** now archives international money orders which have international accounting report data (**o_printed_sfp** and **o_printed_sfp_mos**) [PF00037]

Web application

- **Update, delete a money order (IO303)** now correctly loads bank account details for account to cash money orders [PTC00907]

Standard EDI

- **Service scheduling (CF612)** now correctly receives EDI messages with SFTP and correctly uploads IFSErr messages if needed (newer Rebex integration) [NC00516]
- **Service scheduling (CF612)** now runs the security audit when the domestic module is not installed (no service agreements are defined). It reports an error and alert when the domestic module is installed (service agreement defined) and the domestic license is missing or expired [PF00038]
- **Service scheduling (CF612)** now correctly sends encrypted EDI messages when the size of the encryption envelope is a multiple of the encryption key. EDI messages can now be correctly decrypted by older versions of IFS and STEFI [KE00028, KR00001 and NC00517]
- **Service scheduling (CF612)** now includes more recent version of Rebex and supports the upload of files with FTP protocol when the **MLST/MLSD commands** are enabled on the FTP server. It also reduces the amount of unnecessary information logging on the FTP server [PTC00910]

V4.02, Build 001 (17 June 2013)

The enhancements and corrections listed here are shown with their associated PRCR numbers.

Enhancements

- The Web and Management Console user interfaces are now available in Portuguese with Portuguese online help

Management console

- **Maintain domestic service agreement (CF618)** now allows users to define the maximum number of events per file to export [BW00040]

Web application

- **Update office for payment (11x13)** now offers the ability to assign a new office for payment of already notified money orders. Regeneration of notification refers to the newly assigned office [KG00026]
- **Free reports (DR803)** function allows users to select the current day as report day [KG00015]

Corrections

General

- The period for SQL command timeout can now be defined in the configuration files [MG00004]

Management console

- **Archive data (DB103)** now archives money orders with FP events and their SFP document reference [MA00012]
- **Archive data (DB103)** now updates Russian reference data in the archive database without stopping the archiving process [MA00011]
- **Maintain bilateral agreement (CF609)** now allows users to define agreements with the Monord Sender/Payee address elements required/optional/excluded according to the product [KG00016]

Web application

- When decrypting (on data loading) domestic money order data with sensitive data (e.g. message to recipient), there are no more invalid event log entries [KE00026]
- When a message to the recipient is sent during domestic money order creation, it now appears on the receipt of purchase and Web interface [KG00014]
- IFS Web interface in Arabic now correctly displays controls for choosing a date or date and time [EG00001]
- **Create new international money order (IOx02)** allows money order creation with counter value specified [BF0004]
- **Create new international money order (IOx02)** and **Update, delete a money order (IOx03)** present sender/payee address field with the requiremness validator matching the bilateral agreement configuration for any product [KG00016]
- **Reimburse a money order (IOx15)** and **Reimburse local sender (IOx19)** have reimbursement's beneficiary information prefilled by default with sender details when reimbursing an account. Reimbursement's beneficiary details are read only if the operational parameter 'Reimbursement to the sender only' is enabled [KG00021]
- **Update, delete a money order (IOx03)** now finds money orders not yet transmitted when the global parameter for latency delay is not zero [PTC00888]
- **Update, delete a money order (IOx03)** does not report money orders with updated exchange rate value when the deposited currency and transferred currency are the same [PTC00898]
- **Send a deletion request (IOx09)** is no longer possible for money orders not yet transmitted when the global parameter for latency delay is not zero [PTC00888]

Forms & Reports

- Translation into Spanish of notification for reimbursement is now available in **Notify sender for reimbursement (IOx11)** and **Notify local sender for reimbursement (IOx12)** [AR0002]
- **Accounting reports (RPx02)** now has the correct label for office for payment [KG00024]
- **Notification forms** now show the money order's notification office in the header and signature instead of purchase office [PTC897]


Standard EDI

- **Service scheduling (CF612)** now correctly imports Resord messages with reimbursed value specified [NC00515]
- **Service scheduling (CF612)** now correctly exports large amounts of domestic money order data [BW00040]
- **Service scheduling (CF612)** now correctly sends Monord messages when clearing total amount is expressed in transferred currency with a decimal precision of 3 [MA00013]

V4.02, Build 000 (19 December 2012)

The enhancements and corrections listed here are shown with their associated PRCR numbers.

New software and hardware requirements

 **Important:** The minimum software and hardware requirements for IFS have been revised. (For details, see the latest *Hardware and software requirements*.)

Enhancements

- The French IFS online help has been revised
- The Russian IFS online help has been revised

Management console

- **Maintain bilateral agreement (CF609)** now allows defining any transaction cost currency to be used by the remuneration option, "Pay transaction cost and share of customer fee".
- **Transport parameter (CF611)** now allows users to select the FTP protocol used to connect to IFS Server.

Web application

- An IFS user can **Create/Pay/Reimburse a domestic money order (DO802, DI809, DO815)** only for his office or one of his children offices. If the keyed office is not valid or is not one of his children office, an error message is displayed (not a warning) and the user needs to capture another office code to continue the action. [KE00023]

Standard EDI

- **Service scheduling** (CF612) now uses a newer cryptographic module benefiting of support from recent operating systems.

Corrections

Packaging

- **Service pack** now checks that .Net Framework version 3.5 with service pack is installed and displays warning message if not present. Setup proposes to install them. [PTC00840]

Management console

- **Monitoring of Import - Export** (MN003) now correctly export domestic money orders. [NC00512] Editing or deleting a bilateral agreement in screen **Maintain international bilateral agreements** (CF609) now displays a warning message if the agreement has some active money orders. [FR00091]
- About screen is now presenting versions of all binary files properly. [PTC00830]
- **Monitoring of Import - Export** (MN003) now exports international money order (Monord) file already exported.[EE00020]
- **Service scheduling** (CF612) duplicate schedule deletion is now taken into consideration when validating before storing [PTC00785].

Web application

- IFS is now preventing not valid users to login [CR00005]
- IFS Web interface for user with Arabic language now displays correctly controls to pick a date or date and time [EG00001]
- **Create new international money order** (IOx02), **Update, delete a money order** (IOx03) does not display incorrect error messages for fees calculation on amount conversion when no fee ranges are configured for the bilateral agreement. [PTC0818]
- Confirmation message is displayed for non-expert users when logging out from any function. [PTC00819]
- **Create new international money order** (IOx02) does not generate double CC events anymore. [CL00004]
- About page is now presenting versions of all binary and page files properly. [PTC00830]
- **Update, delete a money order** (IOx03) now displays a confirmation message for non-expert users when deleting a money order before transmission. [KE00024]
- **Pay local recipient** (IIx12) and **Reimburse local sender** (IOx19) can now respectively generate the payment and reimbursement receipt. [PTC00813]
- **Cancel a money order** (IOx17) is now storing cancelled money order. [AR00001, UZ00002]
- **Payment notification to office** (DI814) now prevents simultaneous notifications. [BW00023]

Forms & Reports

- Receipt documents from **Create new international money order** (IOx02), **Update, delete a money order** (IOx03), **Pay a money order** (IIx09), **Reimburse a money order** (IOx15) and **Track and trace** (ITx01) now display correctly Cyrillic characters as background text. [PTC00821]
- Receipt documents from **Create new international money order** (IOx02), **Update, delete a money order** (IOx03), **Pay a money order** (IIx09), **Reimburse a money order** (IOx15) and **Track and trace** (ITx01) now do not display empty range column when displaying fees details. [PTC00709]
- Receipt documents from **Reimburse a money order** (IOx15) and **Track and trace** (ITx01) now have a correct title referring to reimbursement action. [PTC00820] The **Domestic Accounting reports** (DR804) has better performance. [KE00021]
- The **Production reports (DR801) - Detailed issued transactions report** returns now the issued domestic money orders with payment standard(min) time elapsed (configured in service agreement) and does not include deleted orders (with state 'FK'). [KG00003]

Standard EDI

- **Service scheduling** (CF612) if the FTP connection is lost before deleting, uploading or downloading a file, a new connection is established. When storing a message to the database, after a transaction commit or rollback, the connection and transaction are correctly disposed. [CL00005]
- **Service scheduling** (CF612) now correctly receives and imports Monord and Resord messages with central account number specified for the sender, recipient, payment or reimbursement beneficiary. [KG00012, PTC00715]
- **Service scheduling** (CF612) sending procedure now displays an error message when there is a failure to store Monord or Resord message into the database after uploading the message on the FTP. It informs about the risks of following file with the same ListID [MA00010]

V4.01, Build 006 (19 September 2012)

The enhancements and corrections listed here are shown with their associated PRCR numbers.

Enhancements

- The IFS interface localized to French and Russian have been revised

Corrections

Management console

- The execution of the finalized payment task in **Service scheduling** (CF612) now displays the correct number of money orders affected in console result panel [PTC805].

- Transaction costs captured in **Maintain International Bilateral Agreements** (CF609) function are now checked based on the decimal precision defined for the deposited currency [PTC810]
- Service identifier tab now displays translated strings in **Maintain domestic service agreements** (CF618) [PTC521].
- Export button is now localized to any language when a specific business partner is selected in **Maintain domestic service agreements** (CF618) and **Maintain international bilateral agreements** (CF609) [PTC808]
- "Archive money orders", "Export international money orders" and "Import international money orders" tasks are now displayed in **Service scheduling** (CF612) function [NC503].

Web application

- French translation of terms from IFS version 3.12 is now available for the functions II104, IO110 and IO109 [PTC802].
- It now successfully loads purchase and payment office details in Web functions. Then notification, payment or reimbursement restricted to purchase of assigned payment office is possible [NC508 and KG9].

Forms & Reports

- The French translation of the "copy" label is now correct when reprinting notifications or receipts [PTC698].


Standard EDI

- **Service scheduling** (CF612) now correctly validates downloaded exchange publishing by Clearing and Settlement System [PTC803].
- **Service scheduling** (CF612) now correctly stored downloaded exchange rates validity with their conversion to local time [PTC804].
- Sending international money orders task of **Service scheduling** (CF612) now correctly calculates the TotalAmount of Clearing element when sending Monord message from EDI server without English regional settings [PTC809]
- **Service scheduling** (CF612) now correctly runs finalize international reimbursement task [NC510].

V4.01, Build 000 (19 May 2012)

The enhancements and corrections listed here are shown with their associated PRCR numbers.

New software and hardware requirements

 **Important:** The minimum software and hardware requirements for IFS have been revised. (For details, see the latest *Hardware and software requirements*.) Newer operating systems are now supported (e.g. Windows Server 2008 32 bits).

Enhancements

- The French versions of the IFS interface and online help have been updated and now include the domestic functions
- The Management Console and Web application are now available in Russian
- The IFS Web interface can no longer access IFS version 2.xx databases

Management console

- **Maintain bilateral agreement** (CF609) now has a new remuneration option, "Pay transaction cost and share of customer fee", plus the ability to define the transaction costs of both partners. With these options the calculated remuneration for outgoing money orders is a fixed percentage of the customer fees margin plus the paying organization's transaction costs.
- **Service scheduling** (CF612) now includes the automatic download of exchange rates published by the PPS*Clearing (Postal Payment Services Clearing) application. It also lets the user download the exchange rates manually.
- **Maintain currency exchange rates** (CF605) also shows downloaded exchange rates
- **Maintain currency exchange rates** (CF605) now allows the buy and sell margins to be entered as a percentage instead of a fixed value
- **User interface customization** (CF615) now has a Reset button to allow the user to cancel their changes

Web application

- **Create new international money order** (IOx02) and **Update, delete a money order** (IOx03) can also convert transferred and deposited amounts using the automatically downloaded exchange rates from the PPS*Clearing application
- **Create new international money order** (IOx02) and **Update, delete a money order** (IOx03) can now calculate the new remuneration type "Pay transaction cost and share of customer fees".
- **Convert transferred amount** (IIx03) can now use the automatically downloaded exchange rates from the PPS*Clearing application
- **PP M (cf. SFP3 (IAx03) and PP M (cf. SFP3) Mirror** (IAx06) reports now display a non-availability message for agreements that use remuneration type "Pay transaction cost and share of customer fees"

Standard EDI

- **Service scheduling** (CF612) now performs automatic pre-processing amount conversion using downloaded exchange rates from the PPS*Clearing application, in the same way as when the exchange rates are input manually

Forms & Reports

- Users can now choose the output file format when generating forms and reports. The file format can be HTML or PDF. For files created with the domestic extension's **Free reports (DR803)**, the CSV format is also available.
- Domestic and international notifications display "Test" in the background if the service or agreement is a test version

Corrections

Management console

- Export manifest can now be generated on a server where only the IFS configuration component is installed [KE00014]
- Domestic Debit Credit and Remuneration report can be generated via the Execute report of the **Service scheduling** screen (CF612). [KE00015]
- Fee ranges are fixed in the Edit service agreement screen (CF618) [NG00001]
- Total of money orders to archive field in the **Archive data** screen (DB103). [PTC0737]
- **Maintain currency exchange rates** screen (CF605) no longer accepts margins that would result in negative rates [PTC0754]
- Domestic Money Orders node now behaves like other parent nodes in the **Maintain user groups** screen (CF607).
- **Maintain offices** screen (CF604) no longer allows users to set child offices as parents of their parent offices [PTC509]

Web application

- It is now possible to generate a **Session reports** (CF503) on all offices with an administrator user. [BW00020]
- When searching domestic money orders in the **Payment notification to office** (DI814) screen from an office which is not equipped for payment, errors are no longer incorrectly logged when filtering the domestic orders. [BW00021]
- Recurring errors are no longer produced when generating domestic notifications. These errors prevented users from loading the tree menu and generating reports. [BW00022]
- **Create new domestic money order** (DO802) prevents multiple storage of domestic money orders during the same request to the server and it prevents error on duplicate local identifier use. [BW00025]

- **Create new domestic money order** (DO802) and **Update, delete a money order** (DO803) custom domestic local identifier uniqueness is now enforced for the whole service agreement and not just for money orders issued on the same day. [BW00033]
- It is now possible to enter and store 7 digits in the Remuneration and Customer fee ranges in the **Maintain International Bilateral Agreements** screen (CF609) [CO00001]
- In IFS Domestic it is now possible to delete or mark as deleted a customer whose ID is higher than 9, with **Manage customers** screen (DC803) [CO00002]
- It is now possible to edit customer data when the customer ID is higher than 9, using the **Manage customers** screen (DC803) [CO00003]
- It is now possible to create a domestic money order for a registered customer as sender if the customer ID is higher than 9, with **Create new domestic money order** screen (DO802) [CO00004]
- Correction to include Transferred counter exchange rates in the update of money orders [CR00002]
- Amount sent per registered customer is now correctly calculated in new and update domestic money order functions [CO00006]
- It is now possible to update details of a money order that has been rejected [CR00002]
- **Update, delete a money order** (IOx03) updates deposited amount and it does not produce an error when trying to write exchange rates to the database. [EE00019]
- **Register claim** (DT803) and **Answer claim** (DT804) screens do not have the Search button when the 'search for money orders by characteristics' option is set to "No". [KE00010]
- Multiple international money orders can now be notified and re-notified all at the same time. [TG00003]
- The term "emission" has been replaced by "purchase" [PTC0465]
- **PPM (cf. SFP3)** (IAx03) report now correctly calculates remuneration for Remuneration type "Pay a share of customer fees". [PTC576]
- **Create new international money order** (IOx02) can now create a new money order when no remuneration value is defined for the bilateral agreement. [PTC0717]
- The correct exchange rate is used for the manual pre-processing in **Convert transferred amount** (IIx03). [PTC0718]
- In **Daily production reports** (RPx01), conditional visibility of the office filter textbox now works with Internet Explorer 7. [PTC0720]
- Concurrent use of **Regenerate reimbursement notification** (DO813) function is now correctly managed to regenerate notification for several money orders at the same time. The process avoids storing the NR state again on the same event and log primary key error in the event log. [PTC725]
- IFS no longer stores irrelevant notification events on regeneration of multiple domestic notifications. [PTC0726]

- **Payment notification** (DI805) now generates the notification for payment of urgent money orders in the urgent file repository, and the notification shows data for urgent money orders. [PTC0723]
- Sequential generation of **Volume reports** (RPx03) with bilateral agreement selection is now possible. [PTC0728]
- **Create new domestic money order** (DO802) always recalculates the domestic identifier and does not display it until the end of the money order creation process. [PTC0733]
- **Create new domestic money order** (DO802) prevents new domestic money orders being stored several times with the same details, and it prevents errors being displayed for duplicate local identifier use when the "Back" button is used. [PTC0734]
- **Domestic Track & Trace on archive database** (DA801) now correctly queries the archive database [PTC0736]
- **Track & Trace** (ATx01) now correctly queries the archive database [PTC0738]
- A money order which has been rejected can now be marked as deleted before transmission [PTC0741]
- A domestic money order that has been declared impossible to pay can now be notified for reimbursement [PTC0743]
- In **Manage customers** (DC803) and **Create new domestic money order** (DO802) screens, with search results containing more than 99 records, the last listed registered customers are selected [PTC0752]
- New and update domestic money order functions now correctly store the customer identifier of registered customers [PTC0759]
- All registered customer details are saved in the domestic money order customer details, including address and contacts [PTC0763]
- **Create new international money order** (IOx02) for a bilateral agreement where the sender's birth date is excluded no longer produces Javascript errors [SN00008]
- **Reimbursement notification** (DO811) now finds the correct domestic money order for notification. [PTC0725]
- Database performance improvement on audit trail access. [KE00020]

Forms & Reports

- IFS includes VPE new release 6.10 to avoid corrupting the Web server ASP Net process when multiple reports are generated at the same time. [BW00022]
- **Domestic global accounting report** (DR804) now only counts once the amount for a money order with the event sequence paid-cancelled-paid [CO0005]
- Quota report now also considers money orders with events received between EP and FP events [DZ0001]
- In **Accounting reports** (RPx02) debit report no longer shows duplicated data for the same money orders. [EC00003]

- The fee amount in the Domestic **Accounting reports** (DR804) Global report is now correctly seen as a debit (negative value) and is therefore added to the credit/debit principal transactions. [KE00009]
- The Domestic **Production reports** (DR801) now generates Transaction Received Report with the correct heading. [KE00011]
- The Domestic **Accounting reports** (DR804) now return data if the parent office is not a purchase/payment/reimbursement office of service agreements for child accounting offices. [KE00012]
- Modifications to the Domestic **Accounting reports** (DR804) global report now conforms to the requirements in v1.7 of the PCK Integration document (it displays the total of the principal value of money orders and the remuneration value total) [KE00013]
- The Domestic **Accounting reports** (DR804) Global report is now generated when a domestic payment is captured with a check no. that contains alphabetic characters. [KE00016]
- The Domestic **Accounting reports** (DR804) Issued Transactions and Accounting Credit/Debit reports now return the same list of issued and debited money orders. [KE00017]
- The Domestic **Remuneration report** (DR804) correctly lists the number of money orders for the report total [KE00018]
- A bilateral agreement can now be selected to generate **Volume reports** (RPx03). [TG00002]
- **Daily production reports** (RPx01) now support the office classification, and the Received transactions and Incoming **Transactions not finalized** (RPx04) reports now display office details. [TG00004]
- PP M (cf. SFP3) (IAx03) now correctly calculates "Pay a share of customer fees" remuneration type [PTC0576]
- Special characters are now correctly displayed in reports. [PTC0714]
- **Daily production reports** (RPx01) now display the correct currency code for bilateral agreement subtotal. [PTC0721]
- **Daily production reports** (RPx01) now display report total and subtotal for each grouping. [PTC0724]
- Incoming **Transactions not finalized** (RPx04) report now correctly collects payment date. [PTC0729]
- Report services successfully generate multiple appended documents. [PTC0723]
- Amounts comprising up to 9 digits generated by SFP3 are now supported [SN00006]

Standard EDI

- **Service scheduling** (CF612) now correctly receives DS Monord messages for XML 04 Central clearing agreements. [DO00001]
- **Service scheduling** (CF612) correctly imports XML Monord files for international money orders. [EE00018]

- **Service scheduling** (CF612) now receives incoming DS events in Monord messages in the case of incoming exchanges to IFS with the EDI XML version 04 Pilot. It also imports outgoing DS events in Monord messages in the case of outgoing exchanges from IFS with the EDI XML version 04. [ES00001]
- During certificate synchronization, certificate stores can now be accessed successfully by any Windows administrator user and not just by the user who originally created the store during the first certificate synchronization [PTC00103], [PTC745]
- When the 04-Pilot XML version is used, Monord files are now accepted when they contain a mixture of CC and DS events, starting with a DS event [PTC00751]
- EDI receiving process now checks that the transferred currency in a Monord message is valid for the corresponding bilateral agreement [PTC00768], [PTC0172]

Country specific changes

- For J1CAUA: **J1CAUA volume reports** (RPx06) are now implemented with the VPE reporting engine. [PTC0719]

V4.00, Build 003 (2 September 2010)

Evolutions

Management console

- The **Manage Service Agreement** screen (CF618) now includes a new parameter for the percentage customer fee - 'Use difference above lower threshold'.
- The **Manage Service Agreement** screen (CF618) now includes two new fee types: 'S (Fee on notification to sender)' and 'R (Fee on notification to recipient)'.
- The **Import-Export parameters** screen (CF618) now includes the new domestic state 'NO (Office notified for payment)'.
- The **Monitoring** screen (MN003) now includes the new domestic state 'NO (Office notified for payment)' for the re-export process.

Web application

- Group the calculated customer fees of a domestic service agreement by their description. Fees with the same description are calculated and the total is displayed as one line in the **Create new domestic money order** screen (DO802).
- New money order, payment and reimbursement receipts now display the details of the fee calculation.
- Fee calculation also includes the new parameter for the percentage customer fee above a lower threshold.

- The **Create new domestic money order** screen (DO802) now captures the services option at the same time as the amount and considers the two new fee types: 'S (Fee on notification to sender)' and 'R (Fee on notification to recipient)'.
- There are two new domestic screens: **Payment notification to office** (DI814) and **Reprint payment notification to office** (DI815). They are primarily to be used for generating payment notifications for non-equipped offices.
- Forms now allow a header and footer to be defined at different folder levels.
- Web screens support customized mask for identity numbers according to the identity type selected.
- The **Update office for domestic payment** screen (DI812) now has an option for expert users to unlimit/limit the search to money orders which have not been notified.
- The **Cancel a domestic money order** screen (DT802) now has an option for expert users to unlimit/limit the search to money orders which have not been notified.
- The **Session report** screen (CF503) now considers the new domestic state NO (Office notified for payment).

Standard EDI

- Import export domestic service now considers the new domestic state 'NO (Office notified for payment)'.

Country specific changes

- Customized notification for domestic payment to recipient NDPP for J1CBWA is now available.
- New customized mask to key Identification number of Identity Card issued by Botswana is available.

Corrections

Management console

- The **Certificate Management** screen (CF613) now correctly downloads domestic licenses.
- The **Global system and user interface parameters** screen (CF608) now reflects the stored value in the database for the parameter 'Search by money order characteristics'.
- Corrections on the maintain **Domestic service agreement** screen (CF618) in the tab to edit fees.
- In the **Maintain domestic service agreement** screen (CF618), the tab to edit customer fees now displays correctly the fees defined without a minimum fee value.
- In the **Create new money order** screen (IO*02), it now possible to re-edit the amount details after entering the sender details.

Web application

- It is now possible to reimburse and cancel money orders in the original purchase office when the assigned payment office is different from the purchase office. In addition, the Web search screens for domestic functions allow loading money orders which have an assigned payment office different from the purchase office when the service agreement is defined to purchase, pay and reimburse in specific offices.
- In the **Create new money order** screen (IO*02), customer fees details are now taken into account for the calculation of cash to return when entering the deposited amount and calculating the transferred amount with exchange rates for international money orders. Moreover re-calculating the deposited amount or transferred amount refreshes the cash return value.
- IFS now takes into account the last range of remuneration on SFP3 for calculation with fixed value or with customer fees share only.
- Improvements and bug corrections on session report (CF503) to order entries by time and improve task description.
- Headers are now displayed in receipts.

Forms & Reports

- Default domestic notification for payment (NDPP) now includes the amount to pay.

Standard EDI

- The pay a share of customer fees is now correctly calculated and extracted at EDI service execution.
- If an XMLv04 message with central clearing option is sent and received by a partner expecting XMLv04 without central clearing, an XML validation error is produced and not a decryption one.

Country specific changes

- For J1CBWA: update of the custom XSL filter for domestic event information export for SMS use.

V4.00, Build 002 (1 July 2010)

Evolutions

Management console

- The **Maintain offices** screen (CF604) now allows accounting office hierarchy on multiple levels.

- The **Service scheduling** screen (CF612) now includes the following new scheduled task: Archive finalized money orders. Manual archiving process now creates an entry in the IFS log journal with the archiving duration and the identifier of the user launching it.
- The scheduled task “Generate reports” now allows the generation of the customer information report.
- The **Global system and user interface parameters** screen (CF608) now includes the ability to specify the size of the forms generated on issue, payment or reimbursement of money orders. The forms can therefore be re-sized for small form factor printers.
- The **Global system and user interface parameters** screen (CF608) now includes the ability to allow or disallow the search for domestic money orders by their characteristics, i.e. sender & recipient names, value and purchase or payment period.
- The **User interface customization** screen (CF615) now allows the selection of the data fields to display in the reports generated in the Track & Trace (DT801, ITx01) and the receipts generated in the purchase (DO801, IOx02), payment (DI809, IIX09) and reimbursement (DO815, IOx15) web screens.
- The **Manage Service Agreement** screen (CF618) now includes the parameters “Fixed sender” and “Fixed recipient” for performing Agency services such as utility bill collections and pension payments.
- The **Manage Service Agreement** screen (CF618) now includes the parameters “Capture local identifier twice” and “Check local identifier uniqueness” to reduce data capture errors and prevent local identifier duplicates respectively.
- The **Manage Service Agreement** screen (CF618) now includes the parameter “Use authorized identifiers only” for the validation of captured domestic local identifiers.
- The **Manage Service Agreement** screen (CF618) now includes the ability to define the generation of a random domestic local identifier in addition to the current fixed domestic local identifier.

Forms & Reports

- The international money order daily production reports (RPx01) have been revised to conform to the 2010 Postal Payment Services Agreement & Regulations (PPS) daily reports, MP 4 to MP 8 and VP 4 to VP 8.
- The SFP 2 and SFP 3 forms have been renamed MP (VP) 104 and PP M (V) respectively in accordance with the 2010 Postal Payment Services Agreement & Regulations (PPS)
- The **Domestic accounting reports** (DR804) now include a new **Global accounting report** which summarizes the Credit & Debit and Remuneration reports.
- The **Domestic accounting reports** (DR804) can now be filtered by the IFS user’s login name.

- The **Domestic production reports** (DR801) now includes a new **Detailed received transactions report** which lists domestic money orders which are due for payment in the selected office.

International EDI

- The international money orders sending task now supports the M38-5 Standard. For bilateral agreements with xml version 04, sent Monord files contain either CC events or DS events but not both at the same time.
- Backwards compatibility with the XMLv04 pilot version used in the Postal Payment Services Clearing (PPSC) pilot.

Web application

- The monitoring dashboard also displays the average execution time for the new scheduled task "Archive finalized orders".
- The **Create new money order** screens (IOx02 (for international) and DO802 (for domestic)) now includes the ability to calculate customer cash change from the deposited amount and currency.
- The **Operational parameters** screen (CFx01) now includes the ability to allow or disallow the search for international money orders by their characteristics, i.e. sender & recipient names, value and purchase or payment period.
- A new function, **Manage authorized identifiers** (DC806), which allows the maintenance of pre-defined lists of valid domestic local identifiers.
- The Track & Trace (ITx01, DT801) now includes the option to reprint copies of the purchase, payment or reimbursement receipts.

Security

- Obfuscation has been added to protect the logic of multiple security features implemented in IFSv4.00 as well as the intellectual property of IFS code in general.
- The **Session report** (CF503) can now be filtered by Log area.
- Security feature: artificial delay introduced on failed login attempts, following this pattern; 1 failed login attempt – no delay, 2 attempts – no delay, 3 attempts – 3 seconds delay, 4 and more – 16 seconds delay. This is a protection against the typical password-guessing and Denial of Service attacks.

Corrections

Web application

- Corrections of term inconsistency and revision of glossary to match UPU Standard terms.
- Creating or updating report schedule is now logged into the activity log.

- The **Update, delete a money order** screen (IO103) uses the bilateral agreement definition to fill the update screen forms.
- When validating keyed dates in accounting reports screen (RPx01), error messages now displays correctly both limit dates.
- The serial number element of the local fixed domestic identifier now increases sequentially regardless of the other user defined elements (i.e. purchase office, year, month, etc.). When it reaches its maximum possible value, it rolls over back to 1.

Forms & Reports

- Correction on call to legacy custom notification forms in Microsoft SQL Server Reporting Services.

International EDI

- The international finalize paid money orders Scheduled tasks fails when the bilateral agreement clearing type setting is set to "Before payment".

Management console

- The **Archive data** screen (DB103) now displays the total of orders to archive which is the number of international and domestic money orders taking into account the selected type of orders to archive.
- When logging to the access log the execution duration of each service task, it now stores the correct duration expressed in whole milliseconds.
- **Service scheduling** screen (CF612) now limits schedules to every 5 minutes at minimum when defining schedules with frequency.

V4.00, Build 001 (20 November 2009)

Enhancements

Web application

- Ability to generate SFP2, SFP3 and Quota monthly reports for bilateral agreements which have the "Before clearing" setting.
- The Monitoring dashboard now displays the numbers of hot list hits as part of the security audit information details.

Corrections

Web application

- The security audit information details from the Monitoring dashboard now concerns the period from the last 12 hours before the last security audit task run.

- Automatic local identifier generation now starts with the serial number 1 instead of 0.

International EDI

- The import of FK in RESORD files now checks that the CC event of the money order has not been transmitted through EDI.
- IFSErr now sends X as the rejection reason for a suspended bilateral agreement.

V4.00, Build 000 (9 October 2009)

Major software changes

- IFS v4 now includes domestic money order functionality
- IFS v4 now uses a third-party tool to generate PDF reports in place of Microsoft Reporting Services©. (Refer to the updated Hardware and software requirements.)
- IFS v4 now supports language sub-culture codes according to RFC 1766. Such as en-US (English - America), en-AU (English -Australia) or ar-EG (Arabic - Egypt). Contact PTC support if you want to have IFS localized in your language.

Evolutions

Management console

- The following new functions are part of the management console. (Refer to the online help for a full description of their functionality)
 - Localize reference data (CF602)
 - User interface customization (CF615)
 - Maintain service agreements (CF618)
 - Event log viewer (CF617)
- The “About IFS” dialog now includes an action to export a manifest. This will be used by the PTC for support purposes.
- The **Global system and user interface parameters** screen (CF608) has been re-organized to distinguish between general, international and domestic functionality. It includes two new general global parameters
 - Batch operators – Loop delay: A delay, in milliseconds, to prevent long running batch processes from delaying user interface functionality.
 - Web cache – Expiration: An expiration delay to reload cached configuration data on the IFS Web application at preset intervals.
- The **Certificate management** screen (CF613) has been re-organized to distinguish between international and domestic functionality.
- The **Service scheduling** screen (CF612) has been re-organized to distinguish general, international and domestic functionality. Additionally it includes the following new scheduled tasks:

- General
 - Security audit
- Domestic
 - Expire domestic money orders
 - Finalize domestic money order payments
 - Finalize domestic money order reimbursements
 - Abandon domestic money orders
 - Export domestic money orders
 - Import domestic money orders
- The **Import-Export parameters** screen (CF614) now includes functionality to export domestic money order events.
- The new **Event log viewer** screen (CF617) can be opened at any time by pressing the F12 key.
- The **Import/Export monitoring** screen (MN003) now displays imported or exported domestic money order events.
- The **Archive data** screen (DB103) now includes an option to archive domestic money orders.
- If the list of valid certificates changes on the FTP server, the Sending or Receiving EDI process will first run the certificate synchronize process.
- If a bilateral agreement is due to expire in less than two weeks, the certificate synchronization service will send an operational alert.

Web application

- The IFS web application default user groups now include a DOMESTIC group, which contains all the domestic money order operational and reporting functions. (Refer to the online help for a full description of their functionality.)
- The User administration tab now includes a new function: **Monitoring dashboard** (CF504). This displays the general ongoing health of the IFS application and highlights key operational, technical or security alerts.
- The banner page now displays the last time a successful login happened and any unsuccessful logins prior to that.
- Receipts are now available for the money order payment and reimbursement screens.
- A custom logo (a PNG format image) and footer text (an RTF format file) can now be inserted into generated PDF notification forms and customer receipts.
- The **Session reports** (CF503) screen now allows an IFS administrator to generate session reports for all IFS users.

Corrections

Web application

- The email address fields for the **Manage reports** screen now accepts up to 1024 characters.

International EDI

- The certificate synchronize process now stops if it is unable to retrieve the list of active bilateral agreements from the database. This will prevent the accidental deletion of public certificates that are about to expire, and their renewed certificates have already been issued.
- The manual synchronize procedure in the **Maintain certificates** (CF613) screen now warns of any errors that may occur in the certificates synchronization process.

Management console

- The test function in the **Maintain delivery settings** (CF616) screen does not insert append and additional “/Reports” to the reports directory.
- The **Maintain offices** (CF604) screen now allows sorting by office code.
- Exchange rates without a sell margin are now supported in the **Maintain currency exchange rate** (CF605) screen when the decimal separator is a comma.

Evolutions

Web application

- A new operational parameter, "Restrict volume reports to current office", has been added. When switched on, this restricts the results of the Volume reports (RPx03) to the office or the children offices of the current logged in normal user. (An administrator will be able to view the results of all the offices.)

Reports

- Now generates SFP3 and SFP3 mirror reports when the bilateral setting remuneration setting is set to "Remuneration based on share of customer fees".

Corrections

Web application

- The SFP3 report is now printed correctly when the "Free of charge" setting is optional in the bilateral agreement setting and the remuneration model is "Pay for value (Fixed)".
- Now able to print in batch form the "Notification to recipient for payment" forms.
- Correction on the precision check of currencies with 3 decimal places.
- Correction to the importing of a DS (Cancellation request) event via the domestic import service.
- The volume reports (RPx03) now show the correct deposited currency code.
- Correction of a failure to send a RESORD message when the 'Check no' value is captured for an EP event.

International EDI

- Correction to prevent the deletion of public certificates if there is a database connection failure during the execution of the certificate synchronization scheduled task.

V3.12, Build 009 (3 October 2008)

Evolutions

- The Management console and Web application are now available in Spanish.

Management console

- It is now possible to upgrade an archive database from version 3.12.008 to 3.12.009.
- In the screen “Maintain currency exchange rates (CF605)” it is now possible to capture the wholesale buy and sell exchange rates, in addition to the customer buy and sell exchange rates.

Web application

- The screen “Manage automatic generation of reports (CFx02)” now contains two new columns in the list of scheduled reports; “Product” and “Last run”.

Reports

- New reports “Daily currency purchase” and “Global Settlement for IMO transfers” were added for Australia Post.

Corrections

Web application

- When capturing sender and recipient details in the “Create new International Money order (IOx02)” screen, the maximum number of characters for the birthplace is 32.

Forms & Reports

Management console

- When the message xml version is 04, it is now possible to change the value for the following services in the Maintain bilateral agreements window:
 - Notify payee
 - Addressee onlyFree of charge
 - Poste restante

International EDI

- The “Auto resend of returned events” feature has been correctly implemented.

V3.12, Build 006 (05 June 2008)

Evolutions

Management console

- The archiving process now archives automatically generated reports and report schedules which have expired.

Web application

- The **Manage automatic generation of reports** screen now allows you to view previous automatically generated reports.
- The **Update and Delete money order before transmission** screens now return to the epos screen after completion for integrated users.
- The **Impossibility of payment** screen is now available for integrated users.
- The **Send a deletion request** screen prompts a confirmation dialog box when finalizing the cancellation request for integrated users.

Reports

- The CommBiz report for Australia is now available in the **Customized reports** screen and as a report schedule.

V3.12, Build 005 (30 May 2008)

Evolutions

Management console

- In the **Maintain bilateral agreements** screen (CP609), it is now possible to import and export bilateral settings for backup purposes or for verification with your partner.
- A new bilateral agreements setting "Payment delay" in the **Other** tab, which allows you to specify the number of days after which an inbound money order is payable.
- The **Maintain alerts** screen (CF616) has been renamed **Maintain delivery settings** (CF616). It contains additional settings for the delivery of automatically generated reports.
- A new custom task specific to Australia Post - export of AUSTRAC messages.
- A new common task "Report Scheduler" which generates and sends reports that have been subscribed.

Web application

- A new web screen **Manage automatic generation of reports**, allowing you to subscribe and receive reports at regular intervals automatically.

Reports

- A new custom report specific to Australia Post that contains a "Hash Total" calculation for the account information in CommBiz file exports.

V3.12, Build 004 (16 May 2008)

Evolutions

Web application

- There is a new setting in the Web.config file called "CustomerReminderPrompt". The message entered here will be displayed when a new international money order is created.

Reports

- The settlement of funds reports, which are part of the customized reports, have been split and moved to the International accounting folder.
- The settlement of funds reports have been modified to represent the flow of funds rather than the flow of money orders.

V3.12, Build 003 (30 April 2008)

Evolutions

Management console

- The management console is available in Russian

Web application

- The web interface is now available in Russian

Corrections

Web application

- Notify recipient for payment is now possible even when notifying one by one.

V3.12, Build 002 (11 April 2008)

Evolutions

Management console

- New bilateral agreements tab **Other**, containing settings for use in custom reports:
 - Additional customer charges: Cancellation fee for reimbursements.
The Postal organization charges an additional fee when the sender requests the cancellation of an outgoing money order.
 - Additional customer charges: Bank fee for in-payments. The fee a bank charges when processing account transfers for incoming Cash to Account and Account to Account money orders
 - Exchange
rate margin: Share of the currency trader. The percentage share of the exchange rate margin (buying or selling) between the Postal organization and the currency trader.
- The Monitoring (MN003) screen has a new Message type: Custom events, which displays money orders exported or imported by the Customs Tasks procedure.

Web application

- In the Create a new international money order and Update, delete a money order screens, the valid until date is calculated and displayed next to the **Valid for (days)** box.
- The Operational parameters screen (CFx01) contains an additional parameter: Restrict Daily production reports to current office. This parameter determines whether the daily reports can be run only from the current office or from any office.
- The Customized reports screen (RPx06) contains a new checkbox: Detailed report.

Forms & Reports

- If the operational parameter "Restrict daily production reports to current office" is set to Yes, the office selection box in the Daily production reports screen (RP01) is fixed to the user's current office. If the operational parameter "Assign office for payment" is set to Yes, the detailed report for received transactions is grouped by the assigned inbound office, otherwise it is grouped by the purchase office.

Corrections

Web application

- Updating and deleting money orders before transmission is now possible even when the latency is set to zero.
- Detailed error messages are displayed in the new and update money orders screens when invalid characters are entered.

Forms & Reports

- An error message is displayed on the Accounting reports screen (RPx02) when there is no valid bilateral agreement.
- The Customized reports screen (RPx06) is available for all four types of money order.
- The Daily production reports screen (RPx01) now displays correctly in Firefox.
- The Volume reports screen (RPx03) now displays correctly in Firefox.

Management console

- The archiving process now correctly checks the database integrity.

V3.12, Build 001 (14 March 2008)

Evolutions

Setup

- The setup now asks which version of Reporting services to use to deploy IFS reports. It also asks for the path of the reporting services utility.

Management console

- New global parameters are available in the screen (CF608) to maintain global system and user interface parameters to determine the following:
 - Whether sender should be notified of a rejected deletion request.
 - Whether notifications are sent for money orders for which a deletion request was accepted (valid only if the reimbursement method is check).
- Help is now provided as Webhelp instead of as a .chm file to simplify support for multiple languages.

Web application

- Depending on the configuration of the global parameters, it is now possible to generate a notification to warn the sender that paying organization rejected their deletion request.
- IO*20 Record bank details for reimbursement is a new screen to specify the reimbursement method: check or bank transfer. This screen also captures bank details to enable reimbursing the sender by bank transfer.
- A new parameter was added for Australia Post. For money orders that are reimbursed because the paying organization accepted a deletion request, it is now possible to generate reimbursement notifications only if the payment method is check.
- A new screen, Customized reports (RP*06), was added to allow Australia Post to generate reports specific to Australia. This is controlled on the Global parameters window (CF608).
- On screen Create new international money order (IO*02), users defined as Integrated cannot edit the purchase date and time.
- A new parameter, UseIFSReportUser, was added to the Web.config file. When this parameter is set to "false" IFS must use default credentials when connecting to Reporting Services.
- The button **Store** to finalize any operation was renamed to **Finish**.


Corrections

Web application

- A close button was added to help for Integrated users.
- On screen Maintain user data and privileges (CF501), the Administrator user cannot be removed from the ALL group.
- In the Delay or impossibility of payment (II*11) screen, an error which occurred when the reason or measure was set to Other has been corrected.

V3.12, Build 000 (29 February 2008)

New software requirements

 **Important:** IFS now requires Microsoft Framework 2.

Evolutions

- IFS 3.12.000 uses version 2 of Microsoft Framework. It supports SQL Server 2005 and its 2005 reporting services. To upgrade an existing SQL Server 2000 installation to SQL Server 2005, you must back up and restore the SQL Server 2005 instance before running the service pack. Next, each IFS configuration file needs to be updated as the IFS reporting services shared data source. This procedure is explained in detail in a separate document.
- IFS is now available in Russian.
- IFS now supports browsers other than Internet Explorer, such as Firefox.
- The setup assigns the correct framework version to the IFS Web directory. In the case of IIS 6, it creates an application pool dedicated to IFS.
- The CRE Report, which was a module customized for a business partner but which is no longer used, has been removed.

Management console

- A new date format (dd/MM/yyyy) was added to screen Global system and user interface parameters (CF608).
- New global parameters were added to screen Global system and user interface parameters (CF608) to maintain global system and user interface parameters to define:
 - Whether the transferred amount can be edited on update before transmission.
 - The latency time after a money order is entered before it is transmitted.
- In the screen Service scheduling (CF612), it is possible to schedule the enable payments service when a latency time has been defined. If a latency time has been defined, there is a warning message specifying that the Enable payments procedure should be run before the sending procedure.
- Configuration of exchange rates in screen Maintain currency exchange rates (CF605) has been expanded to enable buying and selling the transferred currency with a margin.
- A new bilateral agreement remuneration option, "Pay a share of customer fees" was added. With this option, the calculated remuneration for outgoing money orders is a fixed percentage of the customer fees.
- A new option for calculating customer fees was added to the Maintain bilateral agreements (CF609) screen. This option, "Minimum fee", sets the threshold for the minimum calculated fees when the customer fees are a percentage of the money order value.
- A new option for calculating customer fees was added to the Maintain bilateral agreements (CF609) screen. This option "Use higher of calculated or previous ceiling", when enabled, sets the customer fees to the higher of the calculated fee (percentage of the money order value) and the lower threshold of the split.
- A new bilateral agreement Clearing parameter, "Finalize payments", which is enabled when the Clearing is set to "Before payment" for incoming money orders.

- In the screen Service scheduling (CF612), there is a new process “Finalize Payments” which finalizes incoming money orders with a delay specified in the clearing screen of bilateral agreements.
- In the screen Service scheduling (CF612), there are new operator processes which are grouped as Custom tasks.
- In the screen Service scheduling (CF612), there is a text box to specify the root directory for the Custom tasks.

Web application

- To prevent authenticated users from escalating their privileges and gaining access to functions not meant for them, a security check was added to each Web function access. IFS now logs each unauthorized access attempt in the event log and sends an operational alert.
- It is now possible for each business partner to limit the data authorized in different form fields of the Web interface. For example, limiting the post code format to only digits is now possible. Note: Currently, there is no screen to set this configuration; it is done using scripts. Contact the PTC for assistance.
- New addition for Australia Post: it is possible to log in through the URL and to load IFS functions without the banner and menu tree frames.
- On screen Maintain user data and privileges (CF501), there are now three different modes of user to manage: normal, expert and integrated (specific to Australia Post).
- There is a unique identifier for users defined as integrated which is now part of the access log.
- The new parameter defined in screen Global system and user interface parameters(CF608) determines whether or not the transferred amount can be modified when updating a money order (screen Update money order),.
- New money order screen (IO*02) and Update money order screen (IO*03) are now each separated into three separate pages: Money order details, Sender details and Recipient details.
- New money order screen (IO*02) and Update money order screen (IO*03) display a reminder for users configured as "integrated" of how the money order will be paid (in cash or into recipient’s account).
- Three new parameters were added to screen Operational parameters (CF*01) for administrators so they can: control whether or not the option to print money order details is available on the New money order (IO*02) and Update money order (IO*03) screens, set a payment method reminder to display or not, set the rounding algorithm for conversion to use the IFS default algorithm or not.
- In the New money order (IO*02) and Update money order (IO*03) screens, the ability to print money order details from the confirmation page is now controlled by the new operational parameter on the configuration screen.

- In the New money order (IO*02) and Update money order screens (IO*03), if this value is defined in Operational parameters, a message will display indicating whether the new money order will be paid in cash or into an account.
- In the Convert Transferred Amount (II*03) screen, IFS checks if the amount will be converted using the IFS default rounding or a custom one, depending on the setting in Operational parameters.
- In the New money order (IO*02) and Update money order screens (IO*03), when the operational parameter for the conversion of amounts is set to calculated, IFS can calculate the deposited amount from the transferred amount and vice versa.
- In the New money order (IO*02) and Update money order screens (IO*03), when customer fees are calculated, the amount displayed is the deposited amount including the customer fee.
- IFS now converts the local date and time to the time zone of the client's settings instead of using the web server settings. (This has an impact only on business partners covering multiple time zones.)

International EDI

- When a latency time (new global parameter) is defined, new money orders are not sent until this time has past. The Enable payments service needs to run before the sending procedure to mark new money orders as payable and to indicate that they will be sent in the next run of the sending procedure.
- When receiving a Monord requiring pre-processing, IFS checks if the converted amount will use a custom rounding or the IFS default rounding.

Corrections

Web application

- The message that appears in the banner to specify if deletion requests are pending is now translated.

Management console

- When synchronizing, IFS copies in the correct store renewed certificates which have a different name than the business partner code (for example, an IFS Light partner).
- IFS correctly removes from the store certificates which are removed from publication and which have a name different from the corresponding business partner code (for example, ZUPUIL).

Evolutions

Management console

- The Global system screen and user interface parameters (CF608) now contains a new parameter **Automatic checking of pending deletion request**.
- In the Maintain bilateral agreements (CF609) screen, you can now configure fees based on ranges of the deposited value. The fees are fixed amounts or a percentage of a range of values.
- Fee value is now part of the new money order receipt (IO102) and of the Track and trace (IT101) reports.
- In the Monitoring of transmissions and acknowledgements (MN002) screen, the number of messages or the number of events in the list are displayed above the corresponding list.
- In the Monitoring (MN003) screen, the number of files or the number of events in the list are displayed above the corresponding list.

Web application

- When the Automatic checking of pending deletion request is configured in the Global system and user interface parameters (CF608) screen and the user has access rights to the screen Manage received deletion requests (Ix104) the banner displays the total number of pending received deletion requests for all the products. This information is automatically updated every fifteen minutes.
- The Manage received deletion requests (Ix104) screen updates the total number of pending received deletion requests for all the products displayed in the banner.
- The secret code is no longer displayed on any screen or report.
- The Operational parameters (CF101) for the product OR (Cash to cash), IN (Cash to Account) and OT (Account to Cash) screens now contain the **Force checking of secret code** parameter and a **Maximum number of tries to key correctly the secret code** parameter.
- When the parameter **Force checking of secret code** is configured in the Operational parameters screen (CF101), the screens Pay a money order (Iix09) and Pay a local payee (Iix12) for the product OR (Cash to cash) and OT (Account to Cash) and the screens Reimburse a money order (IOx15) and Reimburse a local sender (IOx19) for the product OR (Cash to cash) and IN (Cash to Account) and contain a Secret code field which must be correctly provided to be able to pay or reimburse the money order. If the correct secret code is not provided in the number of tries specified in the screen Operational parameters (CF101), the money order will be locked.
- A new screen, **Unlock money orders (OPx01)** was added for the product OR (Cash to cash), IN (Cash to Account) and OT (Account to Cash) to unlock the money orders that

have been locked by too many attempts to key the wrong secret code when paying or reimbursing a money order. It is located in the menu tree in Administrative functions / Operational.

- In the screens Pay a money order screen (IIx09), Pay a local payee (IIx12), Reimburse a money order screen (IOx15) and Reimburse a local sender (IOx19), the corresponding screen confirmation now displays the money order identifier.
- For a security improvement, any user's research of money orders or user's access to the details of a money order in the screens Cancel a money order (IOx17), Abandon a money order (IOx18), Convert transferred amount (IIx03), Send a deletion request (IOx09), Manage sent deletion requests (IOx10), Manage received deletion requests (IIx04), Pay a money order (IIx09), Cancel a payment (IIx10), Delay or impossibility of payment (IIx11), Update delete a money order (IOx03), Track and trace (ITx01), Notify payee for payment (IIx05) and Re-generate notification for payment (IIx07) are now logged.
- A new screen, **Session reports (CF503)**, was added to allow a user to print a report listing all activities during a day (browse actions, actions on transactions, configuration actions, log in and log out).
- When 'IFS calculates fee' is configured in the screen Maintain bilateral agreements (CF609), a new button **Calculate fee** allows users to calculate the fee of the money order in the screen Enter a new money order (IOx01). This fee is stored with the money order.
- The login page now checks if a maintenance session is planned in less than 20 days and if necessary display a message with the planned date and time. If IFS is currently in a maintenance session, the 'Log in' button is disabled.

International EDI

- When receiving MONORD and RESORD, IFS now browses only the folders corresponding to distinct combinations of product and product type from bilateral agreements that are currently valid (based on the system date of the EDI server) and that are not suspended.

Corrections

Web application

- A notification for a money order purchased the last day of validity of a bilateral agreement is now correctly printed or regenerated.
- Amounts greater than 1000 in the Arabic version are now correctly displayed.
- Security was enhanced to prevent users from accessing any functions to which they have not specifically been granted access. The privileges of the logged-in user are checked on the server side before access is granted to any functions, regardless of how the user attempted to access the function.

Forms & Reports

- The SFP3 in English is now correctly generated.

Local organization EDI

- When importing a RESORD, IFS now validates the message with the incoming bilaretal agreement, like the screens, and no longer with the outgoing agreement. The OriginID must now be equal to the local (paying) organization and the DestinationID must now be equal to the issuing organization.
- When synchronizing certificates, IFS does not remove certificates with a name different from the business partner.

Management console

- Automatic processes scheduled on a high frequency can no longer run together. A message is now logged in the event log if a schedule is missed. If a schedule is missed, all the tasks scheduled at this time are missed.

V3.10, Build 001 (07 February 2007)

- The web interface of this version is now also delivered in Arabic.

Evolutions

Management console

- The following changes were made to the screen Transport parameters (CF611):
 - The FTP connection mode and the FTP connection time-out are now displayed.
 - The files sent to test the upload are no longer on the local hard disk and are now generated in memory before being uploaded.

International EDI

- When sending a MONORD or RESORD:
 - If an error occurred during the construction of the XML message, the validation of the XML schema or the encryption and signing, two XML files are now stored in \Bin\Output\Error for debugging purpose. This two XML files contain the message before and after transformation. The name of these files contains the timestamp of the sending procedure.
 - If an error occurred during the construction of the XML message, the error logged in the Windows Event Viewer now contains the type of message and origin and destination of the message.

- The error message that is displayed when the corresponding event is not found when receiving an IFSAck has been improved.

Corrections

Forms & Reports

- The SFP2 for the last month of a bilateral agreement now contains the money order from the last day of the month.
- When printing the form from the screen Track and Trace (IT101), the sections are no longer split by page breaks.

International EDI

- A first message of a year that contains events carried over from the previous year is now correctly sent.

Local organization EDI

- The import/export process of the flat files (V2 type).
 - Can now export more than 10 files.
 - Now imports correctly the non-payment information with an FI event.

v3.10, Build 000 (15 November 2006)

Migration issues

- The upgrade IFS version 3.10 can be applied only to IFS version 3.02.008 or 3.02.010.
- The upgrade IFS version 3.10 can be applied only if there are no pending messages in the table O_FILE_BUFFER.
- The IFS version 3.10 is no longer able to exchange with an IFS version 2.xx.
- The migration tool from IFS v2 to IFS v3 is no longer available. To migrate from IFS v2 to IFS v3, you must first migrate to IFS v3.02.010. IFS v3.02.010 can then be upgraded to version 3.10.

Increased security of password storage

- In IFS v3.01 and v3.02 passwords are never stored in clear text. A hash value is calculated and this hash value is stored in the database. However, a hashed password protects against reverse engineering but doesn't fully protect against dictionary attacks. To protect against dictionary attacks IFS v3.10 applies hashing, salting and iterating on password strings, before storing them in the database. This means that for every single password a random byte string is added (salting) and that the result is hashed a random number of times (iterating). Please note: after installing IFSv3.10 as a service pack, the increased security is not in

place for a particular user till that user logs in for the first time. After the first successful login the stored password is automatically migrated.

Other changes

- The automatic tasks Abandon Money Orders, Expired Money Orders and Finalize Reimbursements are no longer SQL Jobs but are now tasks managed by the IFS scheduler Windows service.
- The errors in the Windows Event Log are now in the Log Type 'IFS'. The types of errors are now distinguished triggered by category instead of source. For errors originating from the management console the source is IFS v3. For errors originating from the web application the source is IFS v3 – [*business partner code*].
- The name of the IFS scheduler service in Windows is now IFS v3 Scheduler instead of IFS3 Main Scheduler.

Evolutions

Setup

- All the log files of the setup are now stored in a Log subdirectory of the IFS directory instead of the IFS directory itself.
- The setup now deploys the customized notifications corresponding to the installed country
- The setup checks that the table O_FILE_BUFFER is empty and cancels the upgrade if it is not.

Web application

- The data transfer size of every Web page has been reduced and data validations are now performed more on the client side than the server, which improves performance.
- There is now an intermediate page when logging out. This page has a direct link to the login page.
- The screens Enter new money order (IOx02) and Update, delete a money order (IOx03) are now split in two pages, one to key the information about the money order and the second to key the information about the customers.
- All the search screens display search results on a second page separate from the search criteria page.
- A non-expert user now receives a confirmation message when logging out.

Forms & Reports

- The reports description now contains the IFS version.

- The customized notifications no longer overwrite the default notification. They are now stored in a business partner code subfolder. When printing a notification, IFS looks for a customized notification and if none is found, uses the default notification.
- The SFP2 now has an identifier unique for the combination of the two business partners of the corresponding bilateral agreement. This identifier is now displayed in the screens SFP2 (IAx01), Quota report (IAx02) and SFP3 (IAx03) and is printed on the SFP2 report.

Management console

- When saving the versions of the DLL of IFS using the About box, the XML file is now stored in a Log subdirectory of the IFS directory instead of the Bin subdirectory.
- When archiving with the screen Archive data (DB103) :
 - The log file ArchivingLog.txt is now stored in a Log subdirectory of the IFS directory instead of the Bin subdirectory.
 - When an error occurs during the archiving of the reference data, the business partner configuration or the user data, the table for which the error occurred is now specified.
- The following changes were made to the screen Maintain archive databases (DB102) :
 - It is possible to create a new archive database of version 3.10.000.
 - It is possible to upgrade an open archive database from version 3.02.000, 3.02.008 or 3.02.010 to the version 3.10.000.
 - When upgrading an archive database, an error message now specifies if the upgrade was successful or failed.
- The screen Service scheduling (CF612) has been redesigned:
 - The manual executions are now in the same screen.
 - The details of the manual executions now contain the file name processed.
 - The schedule of all the tasks is now displayed in a grid. Any scheduling conflicts are highlighted and must be resolved manually.
 - It contains the scheduling of the former SQL jobs Abandon Money Orders, Expired Money Orders and Finalize Reimbursements and forces them to be scheduled at least once a day.
 - The startup parameters of the IFS scheduler Windows service can no longer be configured from this screen and must be configured directly in Windows.
- The screen Maintain bilateral agreements (CF609) no longer proposes to configure a bilateral agreement with an IFS v2 partner.

International EDI

- IFS 3.10 no longer uses the table O_FILE_BUFFER to store the messages that cannot be received or sent correctly, or the IFSAck and IFSErr waiting for the next sending procedure. The messages that cannot be received correctly now stay on the FTP server, and the IFSAck and IFSErr are sent immediately after receiving a message in the same FTP

connection.

- The entire network configuration is now stored in one unique file network_settings.xml, instead of files settings_dynamic.xml, sntp.xml and transport.xml .
- The automatic pre-processing to convert amounts now calculates the converted transferred amount when the exchange rate base currency is equal to the local operational currency or to the transferred currency. It used to calculate the converted transferred amount only if the exchange rate base currency was equal to the transferred currency.

Local organization EDI

- When importing an XML MONORD or an XML RESORD, IFS now verifies that the listID contains only digits.

Corrections

Web application

- The trailing blanks at the end of an amount are now ignored.
- The login page now tests that the password is mandatory.
- The carriage return of the multi-line text areas (ex: address) are now correctly stored.
- The screens Enter new money order (IOx02) and Update, delete a money order (IOx03) for the product IN (Cash to account), OT (Account to cash) and GT (Account to account) no longer display the fields if they are excluded in the message customization:
 - Agency
 - Central account number
 - Tax payer identifier
 - Local foreign indicator
 - Business type identifier 1
 - Business type identifier 2
- In the following screens the Check Office function now checks the office code presence before checking its existence:
 - Enter new money order (IOx02)
 - Update, delete a money order (IOx03)
 - Pay money order (IIx09)
 - Delay or impossibility of payment (IIx11)
 - Pay local payee (IIx12)
 - Reimburse a money order (IOx15)
 - Reimburse local sender (IOx19)
 - Calculate emission authorization number (IOx01)
 - Calculate payment authorization number (IIx08)
 - Calculate reimbursement authorization number (IOx114)

- The screen Pay a money order (IIx09) for the product IN (Cash to account) and GT (Account to account) now displays the bank details of the payee.
- When the function "Assign payment office" pre-processing is enabled, the screen Pay money order (IIx09) no longer logs an error on each page load if the money order does not have any assigned payment office. It is possible to have money orders without any assigned payment office if it was exchanged before starting to use the "Assign payment office" pre-processing.
- The screen Reimburse a money order (IOx15) for the product OT (Account to cash) and GT (Account to account) now displays the bank details of the sender.
- The screen Track and trace (ITx01) for the product OT (Account to Cash) and GT (Account to Account) now
 - correctly finds and displays the details about the notification of reimbursement to the sender associated to the Reimbursement state (ER), when clicking on the ER state link.
 - displays the security information of the sender .
- In the screen Track and trace (ITx01) the search of the money orders by current state and criteria Not transmitted now returns deleted money orders instead of money orders that need manual processing. The money orders that need manual processing are returned with the criteria Event transmitted but rejected.
- In the screen Associate office for payment (II102) and Update office for payment (II113) the error message logged if the bilateral agreement corresponding to the money order is not found now contains the correct issuing organization.
- In the screen Volume reports (RP103) the report for cancelled payments now lists the money orders with an origin organization equal to the bilateral agreement filter instead of a destination organization equal to the bilateral agreement filter.
- The columns in the lists of money orders and the details of money orders are now more adapted to the product IN (Cash to account), OT (Account to cash) and GT (Account to account).
- In the screen Maintain user data and privileges (CF501), when logged with a user having access only to public user groups, editing a user no longer removes the accesses to restricted user groups.
- The screens Abandoned money orders (RPx05) and Abandoned money orders (APx05) no longer appear in the tree menu for the product OT (Account to cash) and GT (Account to account).
- In the screen Operational parameters (CFx01) for the product OT (Account to cash) and GT (Account to account) the delay for reimbursement is no longer configurable.

Forms & Reports

- In the 'Money Order's details and history' form of the screen Track and trace (ITx01) and the 'Receipt of money order's purchase' form of the screen Enter new money order (IOx02), the local purchase date and the UTC purchase date are no longer reversed.

Management console

- In the screen Maintain working days (CF603) removing a date from the public holidays, with a logged user configured with French and the date format configured with the month in letters, no longer generates an error.
- In the screen Maintain bilateral agreements (CF609), keying the remuneration ranges not in the ascending order no longer generate an error.

International EDI

- The certificate synchronization now uses the FTP connection mode and the FTP connection time out from the network settings configuration file.

Local organization EDI

- It is no longer possible to import a Monord containing an origin (OriginID) different from the local organization or a Resord containing a destination (DestinationID) different from the local organization.
- An XML MONORD or a XML RESORD containing a ListID greater than 2 147 483 648 is now correctly imported.

v3.02, Build 013 (1 February 2008)

Evolutions

Database:

- Two stored procedures were added to the database to help La Poste France to migrate from IFS to STEFI. These stored procedures allow manual execution of the following actions:
 - set as non exportable events of finalized money orders
 - set the counter for new money order identifier to a high number

New tool:

IFS installs an external tool in the Bin folder of the IFS directory that extracts bilateral agreements configuration and exports it as an XML file for STEFI.

Corrections

Management Console

When synchronizing certificates, IFS now recognizes certificates from business partners that are mapped to a certificate with a different name from their business partner code.

v3.02, Build 012 (1 March 2007)

Corrections

Form & Reports

It is now possible to generate or regenerate a notification for a money order purchased on the last day of validity of a bilateral agreement.

v3.02, Build 011 (20 November 2006)

Corrections

Local organization EDI

- It is now possible to export to flat files (V2 type) more than 10 files.
- Non-payment information for FI state is now imported correctly from flat files.

v3.02, Build 010 (25 July 2006)

Evolutions

Setup program

- A warning message Looking for available SQL Servers now appears in a popup when the loading of the available SQL servers takes time.
- When updating the forms and reports, the setup now prefixes the list of updated forms and reports by the date and time in the ReportsInstallLog.txt log file.

Web application

- The screen SFP3 (IAx03) now displays the details of the selected bilateral agreement with the remuneration as a percentage when the remuneration type 'Pay for value (Percentage)' is specified on the screen Maintain bilateral agreements (CF609).

Management Console

- The following changes were made to the screen Maintain bilateral agreements (CF609):
 - The maximum amount can now be up to 8 digits.
 - The remuneration type can now be 'Pay for value (Percentage)'. When 'Pay for value (Percentage)' is used the remuneration currency is forced to the transferred currency and the numbers indicated in the third column in the "Pay for value (fixed/percentage)" frame are the remunerations expressed in percentages of the transferred value. The percentages accept up to 2 decimals.

- The following changes were made to screen Monitoring (MN003)
 - The screen now contains the 'Local generation date' and the 'Local reception date' for the imported files. The local generation date is the date contained in the file and the local reception date is the real date of import.
 - Only the current day is selected by default in the parameters.
 - The messages displayed as the result of a search can be sorted by clicking on the title of the columns.
 - The files are sorted by default based on the 'Local generation date' for the exported files and on the 'Local generation date' and the 'Local reception date' for the imported files.
 - The ListID is now the first column.
- The following changes were made to the screen Maintain archive databases (DB102)
 - It is possible to create a new archive database of version 3.02.010.
 - It is possible to upgrade an open archive database from version 3.02.000 or 3.02.008 to the version 3.02.010.

Forms & Reports

- The SFP3 can now calculate the remunerations based on a percentage of the transferred value, when the remuneration type 'Pay for value (Percentage)' is specified in the screen Maintain bilateral agreements (CF609)

Local organization EDI

- When exporting an XML Monord or Resord, the ListID is now unique based on the event origin business partner, the event destination business partner, the product code, the product type code and the year.
- When importing an XML Monord or Resord, the ListID provided in the message is now stored and displayed in the screen Monitoring (MN003). This ListID must be unique based on the event origin business partner, the event destination business partner, the product code, the product type code and the year.

Corrections

Web application

- Error messages in the screen SFP3 (IAx03), that were in English in the French version of IFS are now translated in French.
- The size of the title list is now correct in the screen Enter new money order (IOx02) .
- Opening a PDF through the link provided in the screens no longer open an empty window.

Forms & Reports

- The time is no longer displayed in the Valid until date field on the document printed from the screen Track and Trace (ITx01).

Management Console

- On the screen Monitoring (MN003), the title of the column 'Event UTC' was corrected to 'Local event' as the displayed date was local.
- In the screen Service scheduling (CF612), the French translation for "Ftp connection closed" is now "Connexion ftp fermée" instead of "Connexion ftp interrompue".
- The following changes were made to the screen Archive data (DB103):
 - Archiving is no longer aborted on a French platform when updating the information about the archived data.
 - The cut-off date is now correctly taken into account on a French platform.

International EDI

- A MONORD or RESORD message containing a ListID above 2 147 483 648 is now correctly received.

v3.02, Build 008 (15 March 2006)

Evolutions

Web application

- The IFS banner now contains the office name in addition to the code.

Management Console

- On the screen Maintain offices (CF604) red and green text is used to highlight the office type instead of appearing as the background color.
- On the screen Maintain offices (CF604) the offices can be sorted by clicking on the title of the columns.
- When opening the screen Certificates management (CF613), the browsing of the certificates information has been improved.
- On the screen Maintain archive databases (DB102) it is now possible to upgrade an archive database from version 3.02.000 of IFS.

International EDI

- IFS now uses a new FTP library which include some improvements.
- When a message is uploaded on the FTP server, it is no longer renamed when the upload is finished. The locking mechanism of the FTP server is now used instead.

- The uploading or downloading of messages no longer switch constantly between ASCII to BINARY. The BINARY type is now used all the time after the connection has been established.
- During a receiving process, IFS now browses only the directory corresponding to valid bilateral agreements

Corrections

Setup program

- The setup/service pack adds a template string to the file web.config to configure the decimal separator applied to the float parameters passed to the Microsoft Reporting Services. This configuration is by default a dot (.) but can be modified manually. On a French platform it must be changed to a comma (,).
- After clicking the **Back** button from the Database configuration step, the setup now takes correctly into account the modifications done on the Select features screen.

Web application

- The generation of notifications has been improved. IFS no longer receives a timeout from the report server when generating notifications.
- On the screen SFP3 (IAx03) and SFP3-mirror (IAx06)
 - The amounts of the ranges in case of a Pay for value configuration and the remunerations are now displayed with the number of decimal of the corresponding currency.
 - When an error occurred during the generation of the SFP3 or the SFP3-mirror the error logged in the Windows Event log now contains the correct business partner.
 - When generating a SFP3 or SFP3-mirror, float parameters are passed to the Microsoft Reporting Services with the decimal separator configured in the web.config.

Forms & Reports

- The following changes were made to the quota report and the quota-mirror report.
 - Each report now fits on one page.
 - The general information contained in the footer is now in the header.
 - The label 'Business partner preparing the report' is no longer truncated in French.

Management Console

- The following changes were made to screen Maintain bilateral agreements (CF609):
 - When choosing a transferred currency without a decimal, there is no longer an error concerning the format of the default maximum amount.
 - The error message is now correct when a range limit for a pay for value or pay for performance configuration is missing.

- On the screen Maintain archive databases (DB102) the creation date of an archive database is now correctly stored on a French platform.
- On the screen Maintain currency exchange rates (CF605) the buttons **Next table** and **Current table** are again available.
- On the screen Maintain currency exchange rates (CF605):
 - The buttons **Next table** and **Current table** are again available.
 - The button Reset now correctly reinitializes the table of exchange rates even if the table was empty when loading the screen.
- On the screen Archive data (DB103) it is now impossible to archive data if the version of the archive database and the production database do not match.
- The tab order has been improved in all the screens of the management console.

International EDI

- In case of a pending certificate signing request (CSR), when receiving the new issued encryption certificate:
 - The dates in my_certificate.xml are now correctly reinitialized.
 - No new certificate signing request (CSR) is sent to the FTP server.
- When receiving the new encryption certificate of a business partner, it is now correctly stored separately from the current certificate during the 6 weeks before its expiration.
- The last week before the expiration of an encryption certificate, IFS now uses correctly the new encryption certificate.
- After the expiration of an encryption certificate, the old certificate is now correctly deleted during the next certificate synchronization.
- During a certificate synchronization:
 - IFS no longer tries to download the local business partner encryption certificate if there is no pending certificate signing request (CSR).
 - If the downloaded local business partner encryption certificate does not match the private key, the certificate signing request (CSR) will still be pending.
- The sending process will fail if the certificate production store does not contain a valid encryption certificate for the local business partner.
- The sending and receiving processes will fail if the certificate store does not contain a valid license certificate.
- When a bilateral agreement is disabled, the encryption certificate of the corresponding business partner is deleted during the next certificate synchronization. It is retrieved again when the bilateral agreement becomes enabled.
- When a certificate is revoked by the CA, IFS now correctly removes the corresponding certificate.

Local organization EDI

- It is now possible to export the events FD, FE and FI instead of ED, EE and EI for incoming money orders.
- It is now possible to export the events NR, ER and FR for outgoing money orders.
- The Payment element is no longer missing when exporting an event EI.
- It is now possible to import the events FI, FE and FD for incoming money orders.
- It is now possible to import the events NR, ER and FR for outgoing money orders.
- MONORD_MESSAGE_ID and RESORD_MESSAGE_ID are no longer reinitialized to null when exporting the corresponding event.
- The automatic generation of the CRE report now uses the business partner of the Administrator user.
- The automatic generation of the CRE report now logs an error in the Windows Event log if it cannot find a global parameter.
- An error is now correctly logged in the Windows Event log if an error occurred during the loading of the global parameters in the automatic generation of the CRE reports or in the screen CRE Reports (CF615).

v3.02, Build 000 (15 September 2005)

Evolutions/Setup Program

- The Windows authentication option for the client connection parameter can no longer be selected unless the database is installed on the same computer as the client.
- When SQL authentication is selected during the installation of the database and a client, the SQL account is created and given the correct access rights, if necessary.
- When SQL authentication is selected during the installation of a client, the SQL account is created and given the correct access rights, if necessary.
- The setup now checks earlier to make sure that features which can only be installed once are not already installed.
- When the feature Microsoft Report Server configuration is selected for installment, the setup reminds the user to create the user 'IFSReportUser'.
- The setup now asks for confirmation before deleting the database.
- The total amounts and number of transactions for all SFP2 generated are calculated and stored in the database by the service pack. These totals are used to generate the SFP3.
- The setup/service pack adds a template string to the file web.config for connecting to the IFS v2 database. Configuring the v2 database for use with IFS v3 must be completed manually.
- When the IFS setup is run from a CD, read-only attribute is removed from the installed configuration.
- The service pack removes the former alert configuration because it is no longer used. The technology used to raise an alert is totally different in version 3.02.

- The setup now installs correctly the IFS Reports Server configuration that has only the Microsoft Reporting Services installed without Microsoft SQL Server.

Evolutions

Web application

- Changes were made to the following screen to add new functionalities to allow the user to assign money orders to a particular post office for payment and to use this post office:
 - The screen Operational parameters (CFx01) now allows the user to configure the 'Assign office for payment' and 'Assign office of reimbursement' parameters.
 - The screen Convert transferred amount (II103) now generates an event AC (Order needs pre-processing) or TD (Order pre-processing achieved), depending on the pre-processing needs.
- The following new screens were added to allow users to assign money orders to a particular post office for payment and to use this post office:
 - Associate office for payment for cash money orders (II102) and account-to-cash money orders (II302) allow the user to manually assign the office for payment to money orders.
 - Update office for payment for cash money orders (II113) and account-to-cash money orders (II313) allow the user to modify the assigned post office for payment.
 - Pay local payee for cash money orders (II112) and account-to-cash money orders (II312) allow the user to load only the money orders assigned to the current office, or only the money orders assigned to the current office or one of its child offices.
 - Reimburse local sender for cash money orders (IO119) and cash-to-account money orders (II219) allow the user to load only the money orders with a purchase office corresponding to the current office or the current office or one of its child offices.
 - Notify payment to local sender - before final settlement for cash money orders (IO106) and account-to-cash money orders (IO206) allow the user to load money orders with a purchase office corresponding to the current office or to one of its child offices.
 - Notify payment to local sender - after final settlement for cash money orders (IO107) and account-to-cash money orders (IO207) allow the user to load the money orders with a purchase office corresponding to the current office or to one of its child offices.
- A new screen Track and trace (for IFS v2) (ITx02) was added for all four products and allows the user to run a track and trace on the IFS v2 database.
- New screens SFP3 (IAx03) and SFP3-mirror (IAx06) were added to generate the SFP3 and SFP3-mirror reports.
- You can now browse data from an archive database using the following:
 - Track and trace (ATx01)
 - International accounting: SFP2 (AAx01), SFP2-mirror (AAx04), Quota report (AAx02), Quota report-mirror (AAx05), SFP3 (AAx03) and SFP3-mirror (AAx05).

- Reports: Daily production reports (APx01), Accounting reports (APx02), Volume reports (APx03), Transactions not finalized (APx04), Abandoned money orders (APx05).
- On the screen Pay a money order (IIx09), the sender name is now displayed in the money order details.
- The following changes were made to screen Track and trace (ITx01):
 - The money order history now contains the Import file ID and the Export file ID columns.
 - Data coming from the reference data are displayed even if set as invalid.
 - The user can now record an Impossibility of payment (EI/FI) if the money order is in the AC state (Order needs pre-processing).
 - On the Login screen, the error message displayed is now less specific (for security reasons) and the reason for login failure is detailed in the Windows Event log.
 - If a global parameter is not found, the name instead of the number of the parameter is now logged in the Windows Event log.
 - Clicking the Check office button when the office code field is empty no longer logs an error in the Windows Event log on the following screens: Calculate emission authorization number (IOx01), Calculate payment authorization number (IIx08), Calculate reimbursement authorization number ((IOx14), Enter new money order (IOx02), Update, delete a money order (IOx03), Pay a money order (IIx09), Pay local payee (IIx12), Delay or impossibility of payment (IIx11), Reimburse a money order (IOx15) and Reimburse local sender (IOx19).
 - Using the screen Maintain user data and privileges (CF501), when editing a user it is now possible to assign the user to another equipped office.
 - All amounts are now displayed according to the decimal precision of the corresponding currency.
 - The UTC dates are now indicated as UTC.
 - The time (in addition to the date) is now taken into account in the delay for back-office operations.
 - The size of the Web pages has been improved.

Forms & Reports

- The following changes were made to the Accounting reports (RPx02):
 - The Credit account report and the Debit account report no longer contain the counter value.
 - The Credit account report now contains the deposited amount and a grouping and a sub-total by payment office.
 - The Debit account report now contains a grouping and a sub-total by purchase office, the local identifier and the current money order state.
 - The layout of the Debit account report has been improved.

- The following changes were made to the Quota reports (IAx02) and the Quota report-mirror (IAx05):
 - On the screen Quota report-mirror (IAx05), the Quota report-mirror now only contains money orders that are currently in the FP state (Settlement of order payment).
 - The Quota reports and Quota mirror-reports no longer contain the name of the user who generated the document.
 - The Quota reports now contain the business partner name in addition to the business partner code.
- The screens SFP2 (IAx01), SFP2-mirror (IAx04), Quota report (IAx02), Quota report-mirror (IAx05), SFP3 (IAx03) and SFP3-mirror (IAx06) now use the last date of archive to display the list of possible documents to generate.
- The following changes were made to the Volume reports (RPx03):
 - Volume reports can now be filtered by office or by bilateral agreement. Depending on the filter selected, the data is grouped by bilateral agreement or by office and includes subtotals. If filtered by bilateral agreements, the report data is grouped by office. If filtered by office, the data is grouped by bilateral agreement.
 - The Volume reports no longer contain the counter value.
 - The Volume reports now contain the state code instead of the state name.
 - The orientation of the Volume reports is now portrait.
- All amounts are now displayed according to the decimal precision of the corresponding currency.
- The UTC dates are now indicated as UTC.

Management Console

- The following new functions have been added to the Management console:
 - The screen Maintain alerts (CF616), which allows the user to configure email alerts.
 - The screen Maintain archive databases (DB102).
 - The screen Archive data (DB103).
- The screen Maintain offices (CF604) now allows the user to configure the postcode ranges associated with post offices.
- On the screen Monitoring (MN003), the user can now regenerate files that have already been exported.
- The screen Import-Export parameters (CF614) is now only accessible in Read only if the Importing or Exporting procedures are scheduled and the scheduler is started.
- On the login screen, the error message displayed is now less specific (for security reasons) and the reason for login failure is detailed in the Windows Event log. The error message is now also displayed in the language of the operating system.
- On the screen Services scheduling (CF612):

- It is now only possible to configure a frequency only for the Importing and Exporting procedures.
- You must now schedule the following to run at least once a day: Time synchronization, Certificate synchronization, Receiving procedures and Sending procedures.
- Manual processes can no longer be run when the service is started.
- If no schedules are configured, the service can no longer be started.
- If the schedules are changed after the service is started, a message now warns that the service must be restarted to take the new schedules into account.
- Progress messages are now displayed during the manual processes. An information message is logged in the Windows Event log after successful completion.
- Alerts are no longer configured in this screen. They are now configured in the screen Maintain Alerts (CF616).
- On the screen Maintain bilateral agreements (CF609):
 - It is now possible to copy a bilateral agreement to another business partner.
 - When a bilateral agreement is created or edited, the minimum and maximum amounts are now formatted and validated according to the transferred currency. This currency is also displayed in the amount labels. A more specific error message now clarifies the possible format.
 - When a bilateral agreement is created or edited, remunerations now accept decimal values and remunerations are formatted and validated according to the Remuneration currency. A more specific error message now clarifies the possible format.
 - When a bilateral agreement is created or edited, remunerations now accept decimal values and remunerations are formatted and validated according to the Remuneration currency. A more specific error message now clarifies the possible format.
 - The selected transferred currency is now also displayed in the labels in the **Pay for value** section on the **Clearing & Remuneration** tab.
 - When configuring the Monord or Resord messages, the maximum amount for the conditional element is now six digits.
- On the screen Monitoring of transmissions and acknowledgements (MN002):
 - Only the current day is selected by default in the parameters.
 - The messages displayed as the result of a search can be sorted by clicking on the title of the columns.
 - The outgoing messages are now sorted by default by the Sent column and the incoming messages are sorted by the Acknowledged and the Rejected columns.
 - Columns containing numbers are no longer sorted by alphabetical order but by numerical order.
- The screen Transport parameters (CF611) now reads from and writes to the file transport.xml.

- On the screen Certificates management (CF613), detailed errors are logged and a message will appear if the file certificate_names.xml cannot be read.

International EDI

- If the operational parameter Assign office for payment is set to Yes, the EDI receiving process now automatically tries to assign the post office for payment to all the incoming money orders.
- The EDI receiving and sending processes now use the new alert functionality. A problem encountered when receiving or sending will generate a technical alert. Receiving a cancellation request (DS) will generate an operational alert. When a message is rejected by the receiving country or a rejected message is received back by the sending country, IFS generates an operational alert.
- In the incoming process, when IFS receives an AC, TD, NP, EW or EC transaction after a DS transaction that was actually created at an earlier time chronologically, the DS is now accepted and set as last event. The correct sequence of the money order set to true to be able to respond to the DS.
- In the Outgoing process, when receiving a state AC, TD, NP, EW or EC after a DS, the state is accepted but the DS stays the last event to be able to receive the answer to the DS. The correct sequence of the money order is set to true, to be able to eventually start the reimbursement process after receiving the answer to the DS.
- In the Outgoing process, when receiving a state EP, EI, EE or FP after a DS but the EP, EI, EE or FP are chronologically before the DS, they are now accepted and the DS is automatically closed with a state DR when receiving EP or FP and with a state ED when receiving EE or EI.

Local organization EDI

- The Import and Export processes now both use the new alert functionality. A problem when importing or exporting will generate a technical alert.
- The automatic generation of the CRE report will now append to an existing file instead of overwriting it.

Reference data

- The reference data for all currencies have been updated.

Corrections

Web application

- The functions Notify sender of reimbursement (IO311) and Re-generate notification of reimbursement (IO313) are now correctly associated with the group containing the functions of

the product OT (Account-to-cash money order).

- On the screens Enter new money order (IOx02), Update, delete a money order (IOx03), Pay a money order (IIx09), Pay local payee (IIx12), Reimburse a money order (IOx15) and Reimburse local sender (IOx19), the following corrections apply:
 - It is no longer possible to enter the same identification details twice.
 - The error message concerning the authorized number of decimals is now correct.
 - When the operational parameter delay for back-office operations is greater than zero, the date of the day is accepted as the date of purchase, payment or reimbursement.
- On the screen Enter new money order (IO102 and IO202), the Valid until date is now aligned on the left on the Receipt of money order's purchase.
- The empty error message in the screen Pay a money order (IIx09) has been corrected.
- On the search screens of Pay a money order (IIx09), Cancel a payment (IIx10), Delay or impossibility of payment (IIx11), Reimburse a money order (IOx15), Cancel a reimbursement (IOx13) and Track and trace (ITx01), the error message relating to the authorized number of decimals is now correct.
- A currency with a decimal precision equal to zero is no longer reported as an error.
- On the screens Pay a money order (IIx09), Pay local payee (IIx12), Reimburse a money order (IOx15) and Reimburse local sender (IOx19), the amount is now correctly formatted for a currency with a decimal precision other than two.
- The loading of the menu tree has been improved.
- On the screen Update, delete a money order (IOx03), it is no longer possible to modify a money order after it has been exported.
- On the screen SFP2-mirror (IAx04), the Origin business partner label is now correct.
- In the French version of IFS, the term 'Bureau pour paiement' is used instead of 'Bureau de paiement' when it is the particular post office assigned to a money order for payment.
- On the screen Update, delete a money order (IOx03), the value for the information 'Notify payee' is now correctly loaded from the money order and correctly displayed.

Forms & Reports

- In the Daily production reports (RPx01):
 - The terms used in the Spanish Global report have been harmonized.
 - The Detailed received transaction report contains the deposited amount and currency only if they are not empty.
 - The Global report is now correctly generated in the CSV output format.
- The Spanish translations of the screens SFP2 (IAx01), SFP2-mirror (IAx04), Quota report (IAx02) and Quota report-mirror (IAx05) have been improved.
- Each notification now fits on one page. Information is truncated if necessary.

- It is now possible to generate a SFP2 (IAx01), a SFP2-mirror (IAx04), a Quota report-mirror (IAx05) or a SFP3-mirror (IAx06) only when the current date is after the end of last month plus the delay for back-office operations plus one day.

Management console

- On the screen Maintain currency exchange rates (CF605), it is now possible to key a one-digit exchange rate ranging from one to nine, and preceded by up to seven zeros.
- On the screen Maintain offices (CF604), the error message is now more specific precise when creating an office with an existing office code.
- On the screen Edit bilateral agreement (CF609), an error message now appears if an element is set conditionally without the condition value in the message customization.
- If a user with no access to Management console functions tries to log on, an error message is no longer logged in the Windows event log. The Management Console opens with an empty function tree.
- On the screen Monitoring (MN003):
 - The file names of exported or imported XML files are now correct.
 - The imported or exported files are now correctly filtered depending on the direction parameter.
 - The test indicator is now correctly translated.
 - The imported files are now correctly filtered, with the reception date that falls between the start date and end date for the chosen criteria. The column in the results table has been renamed 'Local reception date'.
 - The exported files are now correctly filtered with the generation date that falls between the start date and end date chosen criteria. The column in the results table has been renamed 'Local generation date'.
- The About box is now centered when requesting system information and also has a title.
- The icon and the title of popup dialog boxes (Error, Warning, Question and Information) have been harmonized.
- The tab order is now correct in the screen Transport parameters (CF611).

International EDI

- When sending a Monord, the date of value (ValueDateUTC) is now correctly calculated according to the clearing type and the default date of value configured in the bilateral agreements.
- When sending a Monord, the calculated date of value is now set to every money order contained in the Monord.
- The certificates are now correctly synchronized and the messages correctly sent the last day of validity of a bilateral agreement.

- When exchanging with an IFS v2 partner, a Resord containing an EP event now contains the payment office, instead of the event office, to allow IFS v2 to correctly validate the FP event sent in a later exchange.
- When sending a Monord, the total amount (TotalAmount in the Clearing element) is now correctly calculated when the corresponding currency has a decimal precision equal to 3.
- When sending a Monord or a Resord, the amounts are now exchanged with the decimal precision according to the corresponding currency.

Local organization EDI

- When importing from a flat file:
 - A new money order is only accepted if a valid corresponding bilateral agreement exists.
 - The identification type code VR is now accepted instead of VT.
 - A file containing more than 5000 events is no longer accepted.
- When importing a money order with an identifier using the UPU license plate, the money order counters are updated to allow users to also enter money orders from the web application.
- When importing from a flat file or exporting to a flat file, the file generation local and UTC date and time are now correct.
- When importing a money order from XML to be sent by international EDI, IFS no longer starts the pre-processing generating an AC event.
- When exporting to a flat file, two events with the same state code can now be correctly exported.
- When exporting to XML:
 - IFS exports every needed event if the corresponding bilateral agreement is no longer valid or has been suspended.
 - IFS no longer generates an error in the Windows Event log when no bilateral agreements are configured.
 - A Resord now contains the correct origin and destination business partners depending on the message direction.
 - Only the events in the states selected in the screen Import-Export parameters (CF614) are exported.

Migration

- Identification types which do not exist in IFS v3 have now been correctly migrated from IFS v2 and replaced by the code OT (Other) and the description of the original code.
- The notification counter and the list ID counter migration no longer generate an error message during a migration finished and restarted, for example, for the money order skipped.
- The title of the payee is now correctly migrated.

Reference data

- The title names of the MS and MZ codes have now been correctly translated into French and Spanish.

v3.01, Build 011 (4 March 2005)

Evolutions

- Improved the log for the migration tool.
- For an incoming bilateral agreement with an IFS v2 business partner, the EDI receiving process checks the event sequence in the order the events are received instead of the event UTC date and time.
- On the screen Monitoring (MN003), it is now possible to double click on a file in the list to display the corresponding events.
- On the screen Import-Export parameters (CF614), the Import/Export directory structure is now created when the chosen root directory is stored.
- When the Import/Export directory structure is created, the sub directories 'FlatFile' and 'Xml' are now created inside the import and export directories. The exported files are generated in the corresponding subdirectory, according to the type of the files. The files to import must be provided in the corresponding subdirectory, according to the type of the file.
- When importing a flat file or an XML file, the file is moved to the subdirectory 'Archive' in case of success or to the subdirectory 'Error' in case of failure.
- On the screen Import-Export parameters (CF614), the term 'Money orders' is now used instead of 'Transactions'.
- On the screen Import-Export parameters (CF614), the states AC and TD are no longer in the list of exported events for the flat file type.

Corrections

- Notifications printed in multiple offices in IFS v2 are now correctly migrated.
- Multiple NP events in IFS v2 are now correctly migrated to IFS v3 with the corresponding notification.
- The identification details of the beneficiary in now correctly migrated from IFS v2.
- On the screen Import-Export parameters (CF614), the list of possible states to export is now displayed according to the chosen product.
- On the screen Import-Export parameters (CF614), the user is asked to save the changes before exiting only if changes were made.
- On the screen Monitoring (MN003), the selection of the files is now done according to the selected message type and business partner.
- On the screen Monitoring (MN003), the test indicator in the files list is now correctly translated.

- When a money order is exported, and then sent by International EDI, it is not exported again.
- When exporting to a flat file:
 - Only the filename is stored instead of the complete file path that was eventually truncated. In consequence, the file name is now correctly displayed on the screen Monitoring (MN003).
 - The data is eventually truncated to the length specified in the Import/Export specifications.
 - The number of segments in the trailer is now correct.
 - The payment information is now exported with an event FP.
 - The sender or payee title is mapped to NK if it is null.
 - Only the characters allowed by the Import/Export specifications are now exported.
 - The carriage returns and the TAB are replaced by a space.
 - The methods of notification not allowed by the Import/Export specifications are mapped to the code 'M'.
 - The non-payment reason and the identification types not allowed by the Import/Export specifications are replaced by the corresponding code for other and the description of the original code.
 - The segment FI now contains the segment ON with the non-payment information.
 - The segment ER contains the segment OD with the payment information.
 - Only the exported events (according to the selected events in the screen Import-Export parameters (CF614)) are flagged as exported.
- When importing from a flat file:
 - The UTC date and time are now calculated from the provided local date and time, and stored in the database in addition to the local date and time.
 - The payment or purchase office information that can be the name or the code is copied both in the office code and the office name of the database. The payment or purchase office information might be truncated when copied in the code.
 - The event office code of the segment OA is copied in the office code and the office name. The two first characters of the office code, containing the country code, are removed.
 - The sender or payee title is mapped from NK to null.
- When exporting to an XML file, the direction of the bilateral agreement (incoming or outgoing) is now correctly taken into account to research the events to export.

v3.01, Build 010 (10 February 2005)

Evolutions, setup program

- Default global and operational parameters are stored for the four products.
- The setup no longer asks for the current business partner when installing a client.

- The setup log now contains the date and time of the log entry.
- The setup now works as a service pack on IFS version 3.00, or as a full installation of IFS version 3.01.

Evolutions

- This version is now delivered also in Spanish, in addition to English and French.
- This version supports Cash-to-account money orders, Account-to-cash money orders and Giro transfers.
- On the screen Enter new money order (IO102) there are the new fields **Declaration code**, **Other description**, and **Fees code**. This information is transmitted by international EDI according to the configuration of the message structure in the bilateral agreements.
- On the screen Enter new money order (IO102) the exchange rate is displayed according to the configuration of the operational parameters (conversion of amounts) and the Monord structure in the bilateral agreements (deposited amount and exchange rate). This information is transmitted by international EDI according to the configuration of the Monord structure in the bilateral agreements.
- On the screen Enter a new money order (IO102), when entering the address and contact information the application no longer queries the server.
- On the screen Enter a new money order (IO102) the address details are now mandatory if the chosen preferred notification method is mail.
- On the screen Pay a money order (II109) and Reimburse a money order (IO115) there is a new field **Check number**. This information is transmitted with the payment information.
- The detailed information about money order events or notifications now contains the user name instead of the user ID.
- The size of the Web pages has been improved.
- The transmission of the office information has been improved.
- The About box on the web interface now displays the subfolders of each .aspx page, to distinguish between pages that have the same name.
- Enhancements were made to the screen Certificates management (CF613). When generating a certificate signing request and sending it, or generating a revocation request and sending it, the status information has been improved.
- On the screen Operational parameters (CF101) the delay for reimbursement is now 4 digits instead of 3.
- On the screen Change password (CF502) the validation of the length and the match of the confirmed password now take place on the client side.
- The office information is now hidden if its code is DUMMY, which is used by the IFS system as private data.
- The current state has been added to the report of the screen Track and trace (IT101).
- The banner of the web client now displays the user name instead of the user login.

- On the screen Maintain Offices (CF604), the country is now required when a postal address is specified for an office.
- The domestic import/export process no longer accepts events in an incorrect sequence.
- The migration tool now also migrates the list ID counter of the messages exchanged with IFS version 2.
- On the screen SFP2-mirror (IA104), the SFP2-mirror now contains only money orders that are currently in state FP (Settlement of order payment).

Corrections

- On the screen Certificates management (CF613) an error is no longer logged about the missing settings_static.xml file when the user generates a certificate signing request or revocation request.
- On the screen Maintain bilateral agreements (CF609) the label of the validity date is now in French in the French version.
- On the screen Maintain bilateral agreements (CF609) the tab order has been corrected.
- On the screen Service Scheduling (CF612) the display of the quick reference has been corrected in the French version.
- The report headers are now homogeneous.
- The problem of automatic calculation of the amounts for two partners that use the same currency has been solved.
- The report of the screen Track and trace (IT101) now contains the correct labels in the French version.
- An error that occurred during calculation of the authorization key is now correctly logged in the event viewer.
- A non-administrator user cannot create a new user or edit a user if there is no non-restricted user group.
- A revocation request is now correctly signed and sent.
- When receiving a revocation alert, all bilateral agreements with the business partner issuing the alert are automatically disabled, and the public certificate of this business partner is deleted.
- The generation of a revocation request no longer logs the .xml of the revocation request in the event log.
- On the web About box page, the label name and version are now in French in the French version.
- On the screen Convert transferred amount (II103) the exchange rate is now correctly displayed.
- On the screen Quota report (IA102) and Quota report-mirror (IA105) the ranges for the payment for performance are now correctly displayed if no remuneration is specified for each range.

- On the screen Enter a new money order (IO102) the default values are now correct when keying the next money order.
- On the screen Enter a new money order (IO102) the deposited amount is now correctly managed if the operational parameter **Conversion of amounts** is set to Calculation of transferred amount.
- On the screen Update, delete a money order (IO103) the conversion is now correctly checked if the operational parameter **Conversion of amounts** is set to Consistency check.
- On the screen Maintain working days (CF603) the country names are now in French in the French version.
- On the screen Track and trace (IT101) the result of a search is now correct when criteria are applied to data migrated from IFS v2.
- The domestic import-export process now uses only the flat file (IFSv2 style) or the XML (IFSv3 style) format, depending on the format specified in the screen Exported and Imported events (CF614).
- The domestic export process now correctly finds all the valid combinations of business partner, product and product code.
- Correction of a collection of small problems with importing and exporting.
- On the screen Monitoring of transmissions and acknowledgements (MN002) the rejected messages now appear with the correct message type (Monord or Resord).
- On the screen Track and trace (IT101), when using the browse button during a search the states list is now displayed correctly in the popup.

v3.00, Build 009 (5 November 2004)

This version corrects all major issues identified during acceptance testing and is ready for deployment. This version is delivered in English and French and contains only functions for cash-to-cash money orders.

Technical information

This release was developed on Microsoft .NET Framework 1.1, Service Pack 1

v3.00, Build 004 (15 September 2004)

Evolutions

A new tool was added to migrate data from IFS version 2.10 to version 3.

This version incorporates corrections and change requests from previous builds.

Technical information

This release was developed on Microsoft .NET Framework 1.1, Service Pack 1.

Evolutions

A major redesign of the application, the version 3.00 is the first version build on Microsoft .Net technologies. IFS Version 3.00 provides all operational functions, as well as some of the configuration functions, through Web pages.

This version correct all the identified pending problems on IFS v2.10. It also uses the new EDI infrastructure introduced in 2003 with STEFI (EDI-XML transferred via FTP).

Build 000 is delivered both in English and French to pilot countries for acceptance tests.

Technical information

This release was developed and tested on:

- Windows 2000 and Windows XP
- SQL Server 2000 SP3 + Reporting Services
- IIS 5.0 and 5.1
- Internet Explorer 5.5 and 6.0

Evolutions

- On the screen Bilateral agreements (UPU MAN07) there is a new parameter to indicate whether providing a payee postcode is mandatory for completing an outgoing money order.
- On the screen Define parameters (UPU MAN13) there is a new parameter to indicate whether providing a payee postcode is mandatory for an incoming money order.
- For outgoing money orders, the field **Postcode** in the Payee section of the screen Batch entry of money orders is mandatory when the Payee postcode indicator in the relevant bilateral agreement is checked.
- For incoming money orders, the field **Postcode** in the Payee section of the screen Batch entry of money orders is mandatory when the payee postcode indicator in the Define parameters screen is checked.
- A new screen (UPU MAN28) Associate Postcode Ranges with Delivery Offices has been added. This screen enables the user to associate ranges of postcodes to a post office. Based on this configuration, any incoming money order can be automatically affected with an office for payment, assuming that the post code information for the payee address is available.
- A new screen (UPU INB20) Associate Delivery Office has been added. This screen enables a user to associate a delivery office to an incoming money order manually where such information was not provided through the EDI event.
- A new screen (UPU INB21) Notify local payee for payment has been added. This screen enables an office to send payment notifications only for those incoming money orders associated with the office, and are to be paid by it.
- A new screen (UPU INB22) Convert transferred amount has been added. When an international money order arrives into a country with a currency different than its local currency this screen will enable the users of IFS to convert that amount in the money order into their local currency.
- Transferred currency is now checked for any incoming money order. If the transferred currency does not correspond to the local currency for money orders payment, the money order is stored with the new state MC or AC (waiting for conversion). The conversion is then mandatory before any action on such a transaction. In case the transaction is also out of agreement, the money order is stored with the state CM or CO.
- Countries using IFS can now enforce the calculation of a key code before a money order is paid or reimbursed.

- The error log has been improved for the procedure generating EDI flat files messages, providing more detailed information if an error occurs when creating a segment.
- For EDI and import/export services, execution times are now logged in the NT event log (“start processing” and “stop processing”).
- When accepting a transaction out of agreement, the transferred currency is compared again with the local currency for money order payment. If they do not correspond, the transaction is stored with the state MC or AC (waiting for conversion).
- When receiving a cancellation request for a money order in the CM, CO, MC or AC state, the request is automatically accepted (transaction is moved to the state FD).
- The IFS setup program is now Windows 2000- and SQL 2000-compliant.
- In the screen User data and privileges (UPU MAN11), it is now possible to add local users or users belonging to a local group.
- IFS now includes support for IFS Web.

Corrections

- In the Credit Account Report, the money order will be displayed correctly even if they were billed.
- In the reports Transactions pending finalization (outgoing or incoming) REP07, the billing date criterion is correctly set.
- In the screen Track and Claim, a problem was corrected that caused a wrong wrong behavior when double clicking on the selections screen. The focus is now correctly returned to the calling window after exiting the money order Details/history screen.
- In the screen Screens (UPU MAN23), column names are correctly displayed.
- In all the service management screens, waiting messages for starting/stopping the service are now correctly displayed.
- For EDI and import/export services, connection to the database is now made before each execution (and dropped after the execution). It was made when starting the service before, and connection could be lost between two executions.
- Corrected a problem with the algorithm that calculates the payment and reimbursement authorization keys.
- In the screen Formats for data entry (UPU MAN08), the format that can be defined for a local IMO identifier is now correctly recognized on the screen Batch entry of money orders (UPU OUT01).

EDI Services

- The preferred communication channel indicator in the messages is now correctly set (during message generation) and correctly used (during message reading).

- IFS no longer requires the two-digit local country code and the first two characters of the destination address in EDI messages to be different.
- Incoming processed messages that contain errors are now moved correctly to the error directory.

Setup Program

- A change was made to the ODBC configuration to force system messages to be in US English on any platform, regardless of language settings.
- The setup program now checks that Internet Explorer 5 or greater is installed on the workstation.
- A problem with connecting to the database during setup was corrected.
- The setup program now allows more flexibility when entering server names while configuring the datasource.
- It is now impossible to enter numerical characters at the beginning of the database name.
- The setup program automatically creates your local country in the database (trading partners table).

Technical Information

- IFS is now using the print engine version 3.20.
- The IFS setup program now uses Install Shield version 6.2.

New fixes added to version 2.10, Build 217 as of August 2002

- In the screen User data and privileges (UPU MAN11), it is now possible to add a new user in IFS when the database is on an SQL server with an instance name.
- In the screen Functions (UPU MAN12), you can now correctly browse the entry points of a new DLL.
- In the screen Offices (UPU MAN04), the only characters accepted for an office code and a private office code are now [A-Z][0-9].
- In the screens Batch entry of money orders (UPU OUT01), Batch entry of money orders from MP1 (UPU INB01) and Batch entry of money orders from a list (UPU INB02), the only characters accepted in the international money order identifier are now [A-Z][0-9].
- The Detailed Daily Production Report for the paid transactions, the Global Production Report, and the CRE Report are now correct even when a money order changes to the states Cancellation requested and Cancellation rejected after the payment.

IFS Web evolutions

- There is now a multicriteria search in the screens Track and Claim, Pay a money order, Record pending payment information, Record non-payment information, and Reimburse a

money order. Depending of your criteria, the result is now a list of money orders from which one money order can be selected.

- IFS Web is now SSL (Secure Sockets Layer) compliant
- The loading of the images is improved.
- The management of special characters in the translations is improved.

IFS Web corrections

- In the screen Batch entry of money orders, the conversion problem is now solved.
- In the screen Batch entry of a money order, the configuration of the mandatory deposited amount done in IFS is now correctly taken into account in IFS Web.

V2.10, Build 216 (19 October 2001)

Evolutions

- On the screen MP6 and Quota report (UPU INB13), you can now preview the MP6 before final printing. When using the preview, the transaction states are not changed.
- The screen Browse EDI anomalies (UPU MAN18) has been redesigned. The functions to print and reprint anomalies now comply with the standard printing of report lists. The previous EDI inbound and outbound anomalies reports have been removed. The transaction state is now available for printing for inbound and outbound anomalies.
- The screen Periodic reports (UPU REP02) has been organized into five different entries and includes two new reports:
 - Accounting (UPU REP02), for accounting debit and credit reports
 - Exchange rates (UPU REP04), for the rates profit and loss reports
 - Volumes (UPU REP05), for the volume reports
- New report Reimbursement delay expired (UPU REP06) has been added
- New report Transactions pending finalization (UPU REP07) has been added
- For any of the periodic reports, it is now possible to select the data source before printing the report.
- The volume reports for the outbound and inbound transactions now contain the counter-value column.
- The reports for the cancelled money orders now contain additional columns.
- In the screen Daily reports (UPU REP01), there is now an option **All offices** to have all the accounting offices available for the group, instead of only the accounting offices associated with the local centralization office.
- There is now a new option in the screen Daily reports (UPU REP01) to print the report of the received transactions.
- Now it is possible only to cancel a payment or a reimbursement and no longer to update a payment or a reimbursement. If the payment or the reimbursement was cancelled, the

payment or reimbursement information is automatically displayed the next time the screens Pay an IMO (UPU INB09) or Reimburse an IMO (UPU OUT09) are used.

- When a money order is expired using the screen Anomalies (UPU OUT17), or by the EDI input process, it is automatically updated to the state Abandoned, payment impossible (EI) and some non-payment information is stored.
- When a money order is cancelled using the screen Browse deletion requests (UPU OUT13) or with the EDI input process, it is automatically updated to the state Abandoned, payment impossible (EI) and some non-payment information is stored.
- When a money order is rejected because it does not comply with agreement using the screen EDI events (UPU OUT15) or by the EDI input process, it is automatically updated to the state Abandoned, payment impossible (EI) and some non-payment information is stored.
- A new screen, Localize reference data (UPU MAN27), has been added to translate IFS reference data into any language supported by the operating system.
- In the screens Pay an IMO (UPU INB09) and Reimburse an IMO (UPU OUT09), you can now calculate a payment authorization key. You can also recalculate this key on a separate screen and on screen Track and claim (UPU TRA01).

Corrections

- On the screens Batch Entry of IMOs (UPU OUT01), Offices (UPU MAN04), and Setup Printers (UPU MAN14) a problem that caused memory leaks when exiting the screens has been removed.
- The problem to archive the state indicators table on a French platform is now solved.
- In the CRE report, the payment information contains now the origin country instead of the destination country.
- The uniqueness check of the money orders in the screen Update, delete an IMO (UPU OUT02) is now working correctly.
- In the screen Central data validity (UPU MAN02), it is now possible to modify the validity of office types.
- In the EDI input process the counter-value is now calculated with the counter-value currency that was valid on the money order date of purchase.
- The MP6 is now correctly printed, even when the transferred currency of some money orders is different than the transferred currency configured in the bilateral agreement.
- In the screen Customers (UPU MAN09):
- The title of an existing customer is now correctly edited.
- A new customer is valid by default.

Technical Information

- IFS now uses the print engine version 3.20.
- The IFS patch setup program now uses Install Shield version 6.2.

V2.10, Build 215 (15 June 2001)

Evolutions

- Context-sensitive online help is now available for all user functions.
- It is now possible to archive IFS databases.
- The following evolutions are global to the entire application:
- In the application status bar, the format for the date and time display has been changed. The private office code is displayed instead of the office code.
- When the focus is on any combo box, pressing **F12** calls the screen for item selection.
- The focus zone is now highlighted with a colored frame.
- The mandatory fields are now highlighted with a colored frame.
- IFS now supports the new compiled HTML help file format. Pressing **F1** or the **Help** button on any IFS screen calls the IFS context-sensitive help.
- Transactions states are now displayed in the format *state description (state code)*.
- A new contextual menu is accessible when selecting a row on any list of the application: Selecting **View Details** displays all the information available for the selected object.
- In the screen Define Parameters (UPU MAN13), there is a new parameter to configure the verification of outgoing money orders uniqueness. This parameter is used in the screens Batch entry of IMOs (UPU OUT01) and Update, delete an IMO (UPU OUT02):
 - Using the local identifier only.
 - Using the local identifier, the purchase office, and the purchase date.
- The screens Track and claim (UPU TRA01), EDI events (UPU OUT15) and Paper list events (UPU OUT16) have been redesigned to improve focus and tabulation order management.
- In the screen Bilateral agreements (UPU MAN07), dialog Edit service, dates are presented in the format: *month, year*. Agreements are then defined for full-month periods.
- In the screen Offices (UPU MAN04), accounting and centralization offices are now ordered according to the office code.
- The screen Print MP6 (UPU INB13) has been redesigned to present more clearly printed MP6s and MP6s to be printed. It is only possible to print an MP6 for the period corresponding to the selected bilateral agreement. It is now possible to reprint an MP6 from that screen. The screen has been renamed MP6 and Quota report (UPU INB13). The screen Reprint MP6 (UPU INB14) does not exist anymore.
- In the following screens, the search criteria by notification number now contains all the centralization offices plus all the offices attached to the local centralization office:
 - Pay an IMO (UPU INB09)

- Reimburse an IMO (UPU OUT09)
- Re-print payment confirmation (UPU OUT06)
- Re-print reimbursement notification (UPU OUT08)
- Re-print payment notification (UPU INB08)
- The message *Waiting for database* is now displayed when loading and when storing in the following screens:
 - Batch entry of IMOs (UPU OUT01)
 - Update, delete an IMO (UPU OUT02)
 - Batch entry of IMOs from MP1 (UPU INB01)
 - Batch entry of IMOs from a list (UPU INB02)
 - Update, delete an IMO (UPU INB03)
 - Pay an IMO (UPU INB09)
 - Reimburse an IMO (UPU OUT09)
- It is now possible to print the amounts in spelled words in the three notifications.
- There is a new screen Specific currencies (UPU MAN26) for editing working currencies in the local country.
- All the operational screens use now the currencies configured in the screen Specific currencies (UPU MAN26).
- The configuration of the base currency for exchange rates is now in the screen Currencies exchange rates (UPU MAN22) instead of the screen Currencies (UPU MAN06).

Corrections

- Global to the application: focus and tabulation order have been checked and improved in most of the IFS screens.
- In all screens with report controls that do not have a header (or where the header is suppressed), the Sort and Search functions have been disabled.
- In all the screen Service startup, the button to browse for a logon account for the service works properly.
- In the screen Track and claim (UPU TRA01), criteria sent money orders:
 - The search works fine even when the purchase office is left blank (option: **All offices**).
 - It is no longer necessary to prefix the purchase office code with the country code (option: **All offices**).
 - The **Print** option in the result list works properly.
- The value in Euro is now in the correct column in the CRE report, even when Euro becomes the valid currency.
- In the screens EDI events (UPU OUT15) and Paper list events (UPU OUT16) the identification number is mandatory when entering payment information.
- In the screen Print inbound list (UPU INB05), no event is stored for the money orders when they are printed.

- In all the notification screens, there is an option to print a form even when notifying by phone or by e-mail. This allows the application to re-print the notification afterwards if necessary.
- In the screen Notify payee for payment (UPU INB07), it is no longer possible to generate a notification if the transaction is in the state Payment cancelled (EC). When the transaction is in the state EC, the notification can be reprinted using the screen Re-print payment notification (UPU INB08).
- In the screen Notify sender for reimbursement (UPU OUT07), its now impossible to generate a notification if the transaction is in the state Reimbursement cancelled (EA). When the transaction is the state EA, the notification can be reprinted using the screen Re-print reimbursement notification (UPU OUT08).
- In the screen Abandon an IMO (UPU OUT18), transactions in the state EA can be moved to the state FX (they were previously moved to the state FA).
- When a transaction cannot be paid, and the reason for non payment is "Other" (and so a description is entered), the notification for reimbursement correctly prints the description for the impossibility of payment.
- In the Debit Accounting Report and the Credit Accounting Report, there are now different totals grouped by the different currencies of the added amounts.
- In all the money order batch entry screens, the validity of the international identifier is checked (invalid characters are filtered).
- EDI process:
 - Output: the filter for non-acceptable EDI characters has been improved.
 - Input: when a transaction is in a final state, it cannot be set again to a non-final state (whatever the EDI event information is).
 - Input: bilateral agreements are checked based on the money order date of purchase.
- In the MP6, the counter currency is now correct.
- A problem that was causing the MP6 report to print incorrectly when the summary was longer than two pages has been corrected.

This version of IFS uses import/export version 5 file format. This format is explained in the *Import/Export Specification*.

V2.10, Build 214 (7 February 2001)

Evolutions

- The field displaying what event dates and times are considered by the export function has been moved from the screen Configure exported events (UPU MAN19) to the screen Service scheduling (UPU MAN20) - folder IFS FFI Output Process.

- Import / export process: error catching and log have been improved. This log now includes a summary of all the successfully imported / exported events. Everything is logged in files (there is no log in the database anymore).
- Import / export offices: new format to take into account the office type (purchase, payment, centralization and accounting).
- In the screen Import or export data manually (UPU MAN21), the message *Waiting for database* is displayed when importing a large file.
- The screen Browse import anomalies (UPU MAN24) does not exist anymore.
- In the screen Periodic reports (UPU REP02) you can now print a new report for the rates profit or loss.
- The quota reports take into account the non-working days and public holidays in the country. A new screen Working days (UPU MAN24) has been added to edit these non-working days and public holidays.
- The screen Offices (UPU MAN04) has been redesigned to improve performance when managing a large amount of offices.
- When the system starts, the local office is presented by default. The user can then confirm or switch for another centralization office.
- Four lists of offices are loaded when the system starts: centralization, accounting, purchase and payment offices lists are used in the different IFS screens to improve performance.

Corrections

- The debit account report contains the money orders which have been at the states DR, DS, EC, EP, EW, NP, TA, TS and are not necessarily still at these states on the selected date. The state NS was added. The credit account report contains the money orders which have been at the state EP, and are not necessarily still at this state at the selected date.
- In all lists in the application, there is no access anymore to the database when refreshing the display (almost continuous calls were observed previously when formatting the amounts).
- In the screen Functions (UPU MAN12), the option **Delete function** works in all cases.
- In the screen User data and privileges (UPU MAN11), the function to disable users now works correctly.

V2.10, Build 213 (20 December 2000)

Evolutions

- When receiving a request for deletion, this request is automatically accepted if the money order is in the payment impossible state, or if it is expired.
- Export function: it is now possible to differentiate outgoing transactions from incoming transactions. The screen Configure exported events (UPU MAN19) has been redesigned for this purpose.

- Export function – automatic mode: date and times in the message header and in the last run date and time are correctly managed.
- In the screen Bilateral agreements (UPU MAN07), it is now possible to select any valid currency when configuring an incoming agreement.
- Redesign and improvement of the screen Customers (UPU MAN09).
- Improvement of the search and the add functions in the customer page in all the IMO batch entry screens. Also in these screens, the office of purchase is not pre-filled anymore.
- It is now possible to print a MP6 for each incoming bilateral agreement. This MP6 is based on the currency configured in the bilateral agreement.
- The MP6 is now based on the transferred amount and no longer on the paid amount.
- The debit account report now includes paid transactions.
- Possibility to print a detailed report for a money order:
 - When IFS displays the result of a track and claim
 - When entering or editing a money order
 - From all the reprint document screens, and the print list screens

Corrections

- By default, the maximum number of events per EDI message is preset to 100 (it was 120 previously).
- In the EDI outbound process, when a new EDI header has to be generated a new file is automatically generated (it is the case when reaching the maximum number of events per file, or when switching from a product type to another).
- When the EDI service is processing a money order that is not compliant with any valid agreement, the warning message is correctly sent to the pre-defined machine.
- When the EDI process is receiving a non-payment event with a non-codified reason, the information is correctly inserted in the database.
- In the EDI Events screen, the button **Store** is now enabled if you enter an office name.
- When importing a file, the process checks all the details of the transaction before attempting to store the money order.
- In the IMO batch entry screens, entering a deposited value in a currency for which no exchange rate is available does not lock the screen anymore. Counter-value is displayed, and validity check is executed even when deposited and transferred currencies are equal.
- In the screen Update, delete an IMO (UPU INB03), the purchase date is now correctly displayed.
- The screen Unlock utility (UPU MAN16) displays the **IMO Lock ID** column instead of the **Billing ID** column.
- In the screen Pay an IMO (UPU INB09), the identification number is mandatory even when selecting other for the identification type. Also for all the payment screens: search criteria

with payee name, payee forename, origin country and deposited amount is now working properly.

- In the screen Reimburse an IMO (UPU OUT09), the delay for reimbursement is correctly managed.
- In the screen Track and claim (UPU TRA01), it is now impossible to enter a non-numeric value for the deposited or transferred amounts.
- In the screen Currencies (UPU MAN06), it is possible to define a fixed error margin up to 6 digits.
- Anywhere in the application: in any editable field expecting a numeric value (with a decimal part), it is now impossible to enter a second decimal separator.
- In the detailed production report, the total number of transactions is now displayed correctly.
- The state description in the volume report is now correctly localized.
- In the Periodic reports (UPU REP02) screen and in all the generic criteria screens, changing the Date to no longer changes the Date from.
- In the CRE report, the decimal part of the amounts is correctly generated. The generation of this report works in all cases, and performance has been improved.

V2.10, Build 212 (3 November 2000)

Evolutions

- The total value on the MP6 is also in the reference currency. The MP6 can be printed even if there has been no transaction for the month.
- In the screen CRE Reports (UPU REP03), a confirmation message appears before generating the report, and another message is displayed at the end to confirm that the report was correctly generated.
- In any report list of the application, the list can be printed directly without passing through the screen preview. The number of printed copies is also managed. Columns containing numeric values (amounts) are aligned on the right.
- In the screen Track and Claim (UPU TRA01), new possibility to search for transactions using the last (current) state. By default, only the partner countries are proposed, but there is also a possibility to search using any country. It's possible to configure the result list differently for outgoing or incoming transactions.
- In all the payment and reimbursement screens, the fields for office, identification type, and reason for non-payment are not pre-filled anymore. Sender and payee are presented with the format: title name forename. The identifier and date and time of the last notification are also displayed on these screens.

- In the IMO batch entry screens, performance to display the converted (reference) amount has been improved. When searching for an existing customer, only valid customers are loaded.

The following operational parameters are changed:

- New: possibility to configure the system to make the deposited amount, the IMO local identifier, and the sender and payee forename mandatory fields for outgoing transactions.
- New: possibility to configure the system to present only office codes when keying payment, non-payment, or reimbursement information.
- New: possibility to check converted amounts according to the margin defined for the deposited currency, or the transferred currency. This parameter exists for outgoing and for incoming transactions.
- Removed: the operational parameter expected payment delay no longer exists (it was used by the quota reports that have been re-designed--see below).
- The following changes have been made to reports:
- There are now three different detailed production reports: grouped by accounting office, grouped by centralization office or for all offices.
- Periodic reports: possibility to generate a volume report for outbound or inbound transactions processed between two dates.
- Reports for cancelled transactions, cancelled payments and cancelled reimbursements.
- Quota reports:
- Screen Bilateral agreements (UPU MAN07): possibility to parameterize the quota reports for each incoming agreement. Possibility to copy all details of an inbound agreement from an existing one.
- The quota reports are based on the parameters entered in the inbound bilateral agreements. The quota report generation has been moved from the screen Periodic reports (UPU REP02) to the screen Print MP6 (INB13)

Corrections

- In the CRE report, the decimal part of all values is correctly printed.
- EDI messages: fields are correctly truncated to the maximum length when needed
- In screens Browse EDI Anomalies (UPU MAN18) and Browse Import Anomalies (UPU MAN24), a double click on an empty list no longer causes the system to crash.
- In the function Track and Claim (UPU TRA01), option By Sent IMOs, the search by a range of deposited does not return duplicates any more.
- The office name is now correctly written in the MP6.
- Reports are correctly managed (output destination and number of copies), and can be sent either to a screen preview, or to a printer.

- In all the notification screens, the print preview window remains open in all cases (until the user closes the screen).
- In any search for payment or reimbursement, the criteria: by forename now works properly.
- The function to put IFS as the system shell works properly
- In Import/Export, the files to import are correctly moved to the Error folder instead of the Old folder in case of an error.
- In the screens Update, cancel a payment (UPU INB10) and Update, cancel a reimbursement (UPU OUT10), all payment (reimbursement) information is correctly displayed when editing the previously entered information.

This release was developed on Windows NT 4.0 (Service Pack 6a) and MS SQL Server 7.0 (Service Pack 2)

V2.10, Build 211 (5 September 2000)

Evolutions

- In the screen Track and claim (UPU TRA01), the option **All countries combined** is now selected by default for the origin or the destination country.
- In the screen Batch Entry of IMOs (UPU OUT001), the option **Mail** is now selected by default for the preferred communication channel of the payee.
- The accounting offices are now written on the production reports.

Corrections

- The credit account report is not empty anymore.
- The criteria are now correct on the track and claim printouts. These reports are not empty anymore.
- Leon3_32.dll was added to the setup program.
- You can now enter an office code of 14 characters during the setup, like it is written in the dialog box.
- The CRE report was corrected.

This release was developed on Windows NT 4.0 (Service Pack 6a) and MS SQL Server 7.0 (Service Pack 2)

V2.10, Build 210 (18 August 2000)

Evolutions

- IFS screens are optimized for 800 x 600 pixels, small font resolution.
- In the screen Configure exported events (UPU MAN19), two new buttons were added to check or uncheck all states.
- In the screen Import or export data manually (UPU MAN21), its now possible to export all IMO events, or only the pre-configured events. Its also possible to export data for the same day.
- In all the batch entry screens, a confirmation is asked when exiting the screen
- In all the batch entry screens, if the international money order identifier is not generated automatically, we check its format (only if it starts with J - reserved for the UPU).
- In all the batch entry screens, its now possible to check the details of the transaction before storing it. All the money order details of the will appear full screen to facilitate the verification.
- For the batch entry screen in inbound, the transferred currency is requested when no valid bilateral agreement exists.
- Screens Print MP2 list (UPU OUT03) and Print inbound list (UPU INB05) have been redesigned to clearly split the paper list procedure and the EDI procedure
- In the screen User data and privileges (UPU MAN11), the dialog box Add a group of users from the operating system has ben redesigned. It less likely to be confused with the action of Adding a new user group.
- In screen Define parameters (UPU MAN13), the example for date and time format is correctly displayed. We also display in this screen an example of a printout format. The screen has been redesigned (user interface and operational parameters have been split)
- Its now possible to customize date and time formats in all the report lists, and in all printed documents
- New parameter: the system can now display data in all selection boxes with the format: code (description) or the format: description (code).
- A new parameter, minimum validity for outgoing transactions, has been added.
- A new parameter, default validity for incoming transactions, has been added.
- A new parameter has been added to make it possible to configure the system to pay all the transactions to the addressee only (this parameter bypasses the transaction characteristics).
- Its now possible to localize both codes and names for titles.
- In the screen Currencies (UPU MAN06), it is now possible to define a reference currency or a counter value currency for the local country. Also in this screen, it is possible to define a fixed error margin for each currency.
- If a reference currency or a counter-value currency was defined for the local country, a counter value is calculated and displayed in all the batch entry screens, and in all payment and reimbursement screens

- In the screen Currencies exchange rates (UPU MAN22), rates and converted amounts are presented more clearly.
- An office can be any combination of the following types: purchase, payment, accounting, and centralization.
- An office can be attached to an accounting office or a centralization office.
- Offices code formats are free, up to 14 characters. For the local country, a private office code must be defined, and must be exactly 6 characters (this is an automatic procedure if the office code is 6 characters or less).
- In all batch entry screens, only the purchase offices are loaded.
- In all payment and reimbursement screens, only the payment offices are loaded.
- The function that sets the money order at the Expired state when the validity date is overdue can be executed automatically
- The function that sets a reimbursed money order at a final state - allowing only the possibility to archive it - can be executed automatically.
- The function that sets a money order waiting to be reimbursed for a long period at a final state - allowing only the possibility to archive it - can be executed automatically.
- New screen Abandon an IMO (UPU OUT18) to abandon transactions that were deleted, or that cannot be paid, but that we do not want to reimburse.
- A counter value can now be printed in the notification of payment to the payee and in the notification of reimbursement to the sender.
- A counter value can now be printed in the daily production reports.
- The daily production reports can now be printed for a specified currency (for the countries having two or more valid currencies).
- New selection criteria for reimbursement screens. The criteria are now similar to the one used for payment.
- In the screen Define exchange with EDI partners (UPU MAN10), its now possible to edit and modify the two first characters of the EDI address (they were previously attached to the partner codes).
- In the screen Bilateral agreements (UPU MAN07), outgoing and incoming agreements have been split. Its now possible to define multiple agreements with the same characteristics as long as they have distinct validity periods.
- The Reports screen has been divided into two screens, Daily reports and Periodic reports.
- It is now possible to print the debit and the credit accounting reports for a specified date and a specified destination country.
- It is now possible to generate the CRE Reports, manually or automatically for a specified date.
- Modifications in import and export files: new fields **Office private code**, **Reference value** and **Reference currency**. New structure for the Bilateral agreements.
- It is now possible to configure alerts when a problem occurs in the import process

- When notifying an IMO for payment, or when paying an IMO, a pending request of deletion, if one exists, is automatically rejected.
- EDI services: if a deletion request arrives for a transaction already paid or in a final state, the request is automatically rejected.
- In the screen Track and claim (UPU TRA01), new layout for the screen presenting the transaction details (full screen details).
- The view IMO details screen has been re-designed to display all the characteristics of a transaction on one screen

Corrections

- EDI error messages are correctly logged even if they contain quotes.
- EDI services: memory leak problems have been solved. Retry procedures have been improved. Exclusive access to the transactions (between the EDI process and the application) has been corrected.
- EDI – message RESORD: non-payment reasons and measures are correctly imported in all cases.
- EDI – message MONORD: segments INP and FTX (segment group 8) are correctly generated.
- Outbound EDI anomalies are correctly logged.
- Event origin codes are correctly affected in all cases.
- The control of entered values is correctly done, even when the currency precision is zero.
- Possibility to configure import / export interface directory, or EDI inbound / outbound directory at the root of a drive.
- In the screen Anomalies (UPU OUT17), transactions in the state Reimbursement cancelled EA are correctly moved to state FA-Reimbursement impossible, reimbursement delay expired (they were moved to the state FX-Abandonment confirmed before). Also in this screen, its now possible to move transactions from the state NR-Sender notified for reimbursement to FX.
- Screen Reprint MP6 (UPU INB14) works correctly.
- Screen Production reports (UPU REP01): Monthly reports can now be correctly printed.
- Its now possible to print properly any kind of list presented in the user interface.
- MP6 total amount is correctly printed.
- In all the report lists, date and time values are correctly sorted (previously, the sorting process ignored milliseconds).
- When an IMO is locked by a user, the system correctly displays the name of the user locking the transaction. (Previously, it was displayed the user identifier).
- The possibility to create up to 10 Giro accounts for the same customer now works correctly.
- When IMO modification is aborted, IMO details are correctly displayed.

- Exclusive access to transactions has been improved. We now verify that the current state of the IMO has not changed when selecting an IMO from a list.
- The screen Confirm payment to sender (UPU OUT05) loads only the transactions for which a payment notification was requested.
- Installation and un-installation program has been reviewed.

This release was developed on Windows NT 4.0 (Service Pack 6a) and MS SQL Server 7.0 (Service Pack 2)

Evolutions

- Money orders states and transitions have been reviewed, to cover all events that might occur on transactions (such as cancellation, payment, reimbursement, expiration).
- Automatic generation of money order identifiers for outgoing transactions, according to the new license plate rules.
- IFS v2.00 and PSSG v2.00 are now two integrated products. IFS can now use a detailed activity report produced by the PSSG to display the exact status of each transmission
- New design for main screens: batch entry, track and trace (including more combined criteria)
- New field for customer title (for example, Mr., Mrs.)
- New product sub-type: Normal or Urgent. A bilateral agreement is now based on the two countries, the product type, and the sub-product type
- More characteristics for bilateral agreements (transfer currency, additional services availability).
- Possibility to transmit the preferred communication channel for contacting the payee.
- Possibility to transmit a secret sequence for payee identification.
- Giro account numbers are now 34 characters.
- Possibility to invalidate a customer.
- Possibility to maintain currency exchange rate history.
- User and workstation identifiers have been changed.
- All data is now exported for the notification form. This form is then totally customizable by the countries.
- Possibilities to search an IMO for payment have been expanded.
- New reports (daily production, monthly payment delay statistics.)
- New screens:
 - Confirm payment to sender (UPU OUT05)
 - Re-print payment confirmation (UPU OUT06)
 - Notify sender for reimbursement (UPU OUT07)
 - Re-print reimbursement notification (UPU OUT08)
 - Reimburse an IMO (UPU OUT09)
 - Update, cancel a reimbursement (UPU OUT10)
 - Finalize reimbursements (UPU OUT11)
 - Browse deletion requests (UPU OUT13)
 - Browse answered requests (UPU OUT14)
 - EDI events (UPU OUT15)
 - Paper lists events (UPU OUT16)

- Anomalies (UPU OUT17)
- Accept, reject an IMO (UPU INB04)
- Update, cancel a payment (UPU INB10)
- Record pending payment information (UPU INB11)
- Record non-payment information (UPU INB12)
- Expired IMOs (UPU INB17)
- Anomalies (UPU INB18)
- Browse Import-Export Anomalies (UPU MAN24)

This release was developed on Windows NT 4.0 (Service Pack 6a) and MS SQL Server 7.0 (Service Pack 1)

Evolutions

- The name of the application was changed from International Money Orders to International Financial System.
- The database structure has been changed to enhance performance. The last event information is now stored in the IMO table.
- The coding conventions for offices have been changed. An office identifier is now composed of the two ISO characters for the country code + 14 "free" characters for the internal codification inside a country.
- The setup program is now provided exclusively on CD ROM. Diskettes are no longer supported.
- The setup program automatically registers the user who is performing the installation in the database.
- Action codes: there are now different codes for payment and payment attempts.
- Date and time controls have been changed in the application. They are now based on the standard Windows controls. The format for date and time can be configured as a national parameter.
- The format for the amount values now depends on the currency.
- It is now possible to define a format for Giro account numbers (per country).
- The screen Track and Claim (UPU TRA01) has been redesigned. It is now possible to search by status.
- In the screen Batch Entry of IMOs (UPU OUT01), the country parameters are checked based on the bilateral agreement.
- In the screen Batch Entry of IMOs from MP1 (UPU INB01), Office of purchase information is now mandatory.
- New screen to maintain currencies exchange rates (UPU MAN22).
- New import / export functionality:
 - New screen to select exported events (UPU MAN19)
 - New screen to schedule and configure import / export services (UPU MAN20)
 - New screen to export data (UPU MAN21)
 - It is possible to import / export any kind of operational data (IMO events), currency exchange rates, offices, personal identification types, customer information and bilateral agreements.
- EDI process: when sending a personal identification type, the code is sent if it is part of the reference data. Otherwise, the description is sent.

- EDI process: when sending an office, if the office is part of the reference data, the office code is sent. The description is sent otherwise. For office of generation, the ISO country code is always sent as the two first characters.

Corrections

- On the screen Batch Entry of IMOs / Edit Customer Details, the selection box for the name and surname is correctly displayed in edit mode.
- On the screen Customers (UPU MAN09), postal code, fax number, and e-mail are correctly displayed in edit mode. When editing customers' Giro accounts, the limit of 10 Giro accounts per customer is correctly managed.
- On all screens containing IMO lists, exclusive access to the transactions is now correctly managed.
- Users and workstations are correctly added when using the IMO screen or the setup program.
- EDI process: the non-standard characters are correctly filtered.
- EDI process (RESORD): the Event Local Date and Time field now contains the delivery date and time.

This release was developed on Windows NT 4.0 (Service Pack 5) and MS SQL Server 7.0 (Service Pack 1)

V1.00, Build 101 (11 August 1999)

Evolutions

- The possibility to configure alerts for the EDI services has been added.
- The screen IMO Details has been redesigned, and now includes more information.
- On most operational screens, transactions are now locked during the process (exclusive lock– nobody can access the transaction during this time).
- Each localizable resource now has a unique identifier.
- It is now possible to select the number of copies for EDI export / import error reports.
- MP6 monthly reports can be generated.
- It is now possible to enter purchase information on inbound screens.
- All user messages have been reviewed and updated.
- In all report lists, the focus is now highlighted by an underscore.
- In the screen Maintain User Data and Privileges, the layout of the Workstations folder has been harmonized with the other folders.
- When selecting an existing customer on the Edit Customer Details window, the drop-down list now displays the customer name instead of a code.

Corrections

- It is now impossible to update the payment information if the previously entered information is already sent through EDI.
- On the Service Startup Parameters window, the Startup Types radio buttons are handled correctly.

This release was developed on Windows NT 4.0 (Service Pack 5) and Microsoft SQL Server 7.0 (Service Pack 1).

V1.00, build 100 (23 June 1999)

First release.

This release contains:

- Screens to enter, update, and cancel money order transactions for outbound and inbound processes.
- Screen to send a request for deletion of a transmitted money order (outbound).
- Screen to receive a request for deletion of an incoming money order (inbound).
- Screen to confirm or reject the request for deletion of an incoming money order (inbound).
- Screen to record the confirmation or the rejection of a request for deletion (outbound).
- Screens to send a notification and to record the payment information for an money order (inbound).
- Track and Trace and Inquiry screens.
- EDI flat files export and import processes (NT services).
- Outbound (MP2) and inbound money order lists forms.
- EDI export and import reports.

This release was developed on Windows NT 4.0 (Service Pack 4) and MS SQL Server 7.0

V0.00, build 000 (25 June 1998)

Development version of the International Money Orders (IMO) system.

First delivery. Contains the basic levels for the application: define users, functions, browse data.